


MSA RE60 GRIP GRAB POT MAGNETS

Rare Earth Pot Magnets are extremely useful for holding, actuating, pushing, pulling, hanging, locating, separating, retrieving...the list never ends!

A-SERIES - CSK CENTRE HOLE

Part #	D (mm)	D1 (mm)	D2 (mm)	H (mm)	Attraction (kg)	Dead Weight (g)
MSAA16	16	3.5	6.5	5	5	7
MSAA20	20	4.5	8.5	7	6	13
MSAA25	25	5.5	10.4	8	14	23
MSAA32	32	5.5	10.4	8	25	39
MSAA36	36	6.5	12	9	29	52
MSAA42	42	6.5	12	9	37	76
MSAA48	48	8.5	16	11.5	68	120
MSAA60	60	8.5	16	15	112	252
MSAA75	75	10.5	19	18	162	488



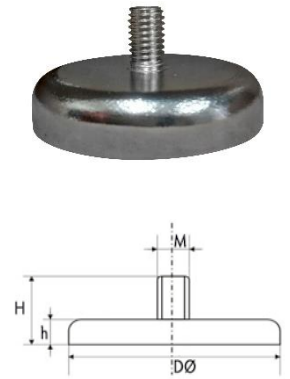
B-SERIES - STRAIGHT HOLE

Part #	D (mm)	D1 (mm)	D2 (mm)	H (mm)	Attraction (kg)	Dead Weight (g)
MSAB16	16	3.5	6.5	5	4	6
MSAB20	20	4.5	8	7	6	12
MSAB25	25	5.5	9	8	14	23
MSAB32	32	5.5	9	8	23	36
MSAB36	36	6.5	11	9	29	50
MSAB42	42	6.5	11	9	32	73
MSAB48	48	8.5	15	11.5	63	114
MSAB60	60	8.5	15	15	95	240
MSAB75	75	10.5	18	18	155	471
MSAB88	88	12.5	20	20	180	480




C-SERIES - MALE THREAD

Part #	D (mm)	M (mm)	H (mm)	h (mm)	Attraction (kg)	Dead Weight (g)
MSAC10	10	3	12	5	2.2	3.5
MSAC12	12	3	13	5	3.2	5
MSAC16	16	4	13	5	5.5	7.5
MSAC20	20	4	15	7	9	16
MSAC25	25	5	17	8	22	30
MSAC32	32	6	18	8	34	45
MSAC36	36	6	18	8	41	57
MSAC42	42	6 or 8	20	9	68	84
MSAC48	48	8	24	11.5	81	130
MSAC60	60	8	30	15	113	254
MSAC75	75	10	34	15	164	550



D-SERIES - FEMALE THREADED BOSS

Part #	D (mm)	M (mm)	H (mm)	h (mm)	Attraction (kg)	Dead Weight (g)
MSAD10	10	3	12	5	2.2	3.5
MSAD16	16	4	13	5	5.5	8
MSAD20	20	4	15	7	9	17
MSAD25	25	5	17	8	22	32
MSAD32	32	6	18	8	34	47
MSAD36	36	6	18	8	41	59
MSAD42	42	6	20	9	68	87
MSAD48	48	8	24	11.5	81	132
MSAD60	60	8	30	15	113	270
MSAD75	75	10	34	18	164	552



E-SERIES - COMPLETE WITH HOOK

Part #	D (mm)	M (mm)	H (mm)	h (mm)	Attraction (kg)	Dead Weight (g)
MSAE16	16	4	14	5	5.5	11
MSAE20	20	4	14	7	9	21
MSAE25	25	5	17	8	22	32
MSAE32	32	6	16	8	34	56
MSAE36	36	6	16	8	41	68
MSAE42	42	6	16	9	68	97
MSAE48	48	8	23	11.5	81	154
MSAE60	60	8	23	15	113	282
MSAE75	75	10	25	18	164	560

