UCF
Cylindrical bore (with set screws)
d 12 ~ (75) mm

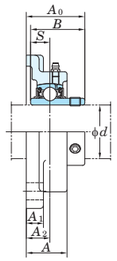

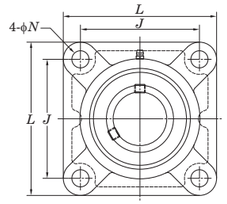

Variations of tolerance of distance from mounting surface to center of spherical bore (Δ_{A2s}) and tolerance of position of bolt hole (X)

Unit: mm

Housing No.			Δ_{A2s}	X
F204~F210	FX05~FX10	F305~F310	±0.5	0.7
F211~F218	FX11~FX20	F311~F328	±0.8	1

Variations of tolerance of bolt hole diameter (Δ_{Ns})

Unit: mm

Housing No.			Δ_{Ns}
F204~F218	FX05~FX18	F305~F315	±0.2
	FX20	F316~F328	±0.3

Forms of F204FJE3 and F205FJE3 (housing with cast iron cover) are shown below.

Shaft Dia. mm	Shaft Dia. inch	Dimensions inch / mm									Bolt Size inch / mm	Unit No.	Housing No.	Bearing No.	Mass kg
d		L	A	J	N	A_1	A_2	A_0	B	S					
12												**UCF201**	F204	UC201	0.64
	1/2											**UCF201-8**		UC201-8	0.64
15		3 3/8	1	2 33/64	15/32	7/16	19/32	1 5/16	1.220	0.500	3/8	**UCF202**		UC202	0.62
	5/8	86	25.5	64	12	11	15	33.3	31	12.7	M10	**UCF202-10**		UC202-10	0.62
17												**UCF203**		UC203	0.61
	3/4											**UCF204-12**		UC204-12	0.61
20												**UCF204**		UC204	0.59
	7/8											**UCF205-14**	F205	UC205-14	0.83
	15/16	3 3/4	1 1/16	2 3/4	15/32	1/2	5/8	1 13/32	1.343	0.563	3/8	**UCF205-15**		UC205-15	0.83
		95	27	70	12	13	16	35.8	34.1	14.3	M10	**UCF205**		UC205	0.83
25	1											**UCF205-16**		UC205-16	0.83
		4 1/4	1 3/16	3 17/64	15/32	1/2	45/64	1 19/32	1.500	0.626	3/8	**UCFX05**	FX05	UCX05	1.2
	1	108	30	83	12	13	18	40.2	38.1	15.9	M10	**UCFX05-16**		UCX05-16	1.2
		4 11/32	1 5/32	3 5/32	5/8	1/2	5/8	1 17/32	1.496	0.591	1/2	**UCF305**	F305	UC305	1.3
	1	110	29	80	16	13	16	39	38	15	M14	**UCF305-16**		UC305-16	1.3
30	1 1/8											**UCF206-18**	F206	UC206-18	1.1
		4 1/4	1 7/32	3 17/64	15/32	1/2	45/64	1 19/32	1.500	0.626	3/8	**UCF206**		UC206	1.1
	1 3/16	108	31	83	12	13	18	40.2	38.1	15.9	M10	**UCF206-19**		UC206-19	1.1
	1 1/4											**UCF206-20**		UC206-20	1.1
		4 19/32	1 11/32	3 5/8	5/8	9/16	3/4	1 3/4	1.689	0.689	1/2	**UCFX06**	FX06	UCX06	1.6
	1 3/16	117	34	92	16	14	19	44.4	42.9	17.5	M14	**UCFX06-19**		UCX06-19	1.6
	1 1/4											**UCFX06-20**		UCX06-20	1.6
	–	4 29/32	1 1/4	3 47/64	5/8	19/32	45/64	1 23/32	1.693	0.669	1/2	**UCF306**	F306	UC306	1.9
35	1 1/4											**UCF207-20**	F207	UC207-20	1.5
	1 5/16											**UCF207-21**		UC207-21	1.5
	1 3/8	4 19/32	1 11/32	3 5/8	35/64	19/32	3/4	1 3/4	1.689	0.689	7/16	**UCF207-22**		UC207-22	1.5
		117	34	92	14	15	19	44.4	42.9	17.5	M12	**UCF207**		UC207	1.5
	1 7/16											**UCF207-23**		UC207-23	1.5
	1 3/8											**UCFX07-22**	FX07	UCX07-22	2.0
		5 1/8	1 1/2	4 1/64	5/8	9/16	53/64	2 1/32	1.937	0.748	1/2	**UCFX07**		UCX07	2.0
	1 7/16	130	38	102	16	14	21	51.2	49.2	19	M14	**UCFX07-23**		UCX07-23	2.0
	–	5 5/16	1 13/32	3 15/16	3/4	5/8	25/32	1 15/16	1.890	0.748	5/8	**UCF307**	F307	UC307	2.3
		135	36	100	19	16	20	49	48	19	M16				
40	1 1/2											**UCF208-24**	F208	UC208-24	1.9
	1 9/16	5 1/8	1 13/32	4 1/64	5/8	19/32	53/64	2 1/32	1.937	0.748	1/2	**UCF208-25**		UC208-25	1.9
		130	36	102	16	15	21	51.2	49.2	19	M14	**UCF208**		UC208	1.9
	1 1/2	5 13/32	1 9/16	4 9/64	3/4	9/16	55/64	2 1/16	1.937	0.748	5/8	**UCFX08-24**	FX08	UCX08-24	2.4
		137	40	105	19	14	22	52.2	49.2	19	M16	**UCFX08**		UCX08	2.4
	1 1/2	5 29/32	1 9/16	4 13/32	3/4	21/32	29/32	2 7/32	2.047	0.748	5/8	**UCF308-24**	F308	UC308-24	3.1
		150	40	112	19	17	23	56	52	19	M16	**UCF308**		UC308	3.1
45	1 5/8											**UCF209-26**	F209	UC209-26	2.2
	1 11/16	5 13/32	1 1/2	4 9/64	5/8	5/8	55/64	2 1/16	1.937	0.748	1/2	**UCF209-27**		UC209-27	2.2
	1 3/4	137	38	105	16	16	22	52.2	49.2	19	M14	**UCF209-28**		UC209-28	2.2
												UCF209		UC209	2.2
	1 11/16											**UCFX09-27**	FX09	UCX09-27	2.7
	1 3/4	5 5/8	1 9/16	4 3/8	3/4	9/16	29/32	2 3/16	2.031	0.748	5/8	**UCFX09-28**		UCX09-28	2.7
		143	40	111	19	14	23	55.6	51.6	19	M16	**UCFX09**		UCX09	2.7

Remarks 1. In Part No. of unit and units with covers, fitting codes follow bore diameter numbers. (See **Table 10.5** in P.62.)
2. Part No. of applicable grease fittings are shown below.
A-1/4-28UNF..... 201~210, X05~X09, 305~308
A-R1/8..... 211~218, X10~X20, 309~328

Shaft Dia. mm	Shaft Dia. inch	Dimensions inch / mm									Bolt Size inch / mm	Unit No.	Housing No.	Bearing No.	Mass kg
d		L	A	J	N	A_1	A_2	A_0	B	S					
45	1 3/4	6 5/16	1 23/32	4 59/64	3/4	23/32	63/64	2 3/8	2.244	0.866	5/8	**UCF309-28**	F309	UC309-28	4.0
		160	44	125	19	18	25	60	57	22	M16	**UCF309**		UC309	4.0
50	1 7/8											**UCF210-30**	F210	UC210-30	2.5
	1 15/16	5 5/8	1 9/16	4 3/8	5/8	5/8	55/64	2 5/32	2.031	0.748	1/2	**UCF210-31**		UC210-31	2.5
		143	40	111	16	16	22	54.6	51.6	19	M14	**UCF210**		UC210	2.5
	2											**UCF210-32**		UC210-32	2.5
	1 15/16	6 3/8	1 23/32	5 1/8	3/4	25/32	1 1/32	2 11/32	2.189	0.874	5/8	**UCFX10-31**	FX10	UCX10-31	3.7
		162	44	130	19	20	26	59.4	55.6	22.2	M16	**UCFX10**		UCX10	3.7
	2											**UCFX10-32**		UCX10-32	3.7
	–	6 7/8	1 7/8	5 13/64	29/32	3/4	1 7/64	2 5/8	2.402	0.866	3/4	**UCF310**	F310	UC310	5.1
		175	48	132	23	19	28	67	61	22	M20				
55	2											**UCF211-32**	F211	UC211-32	3.4
	2 1/8	6 3/8	1 11/16	5 1/8	3/4	23/32	63/64	2 5/16	2.189	0.874	5/8	**UCF211-34**		UC211-34	3.4
		162	43	130	19	18	25	58.4	55.6	22.2	M16	**UCF211**		UC211	3.4
	2 3/16											**UCF211-35**		UC211-35	3.4
												UCFX11	FX11	UCX11	4.9
	2 3/16	6 7/8	1 15/16	5 5/8	3/4	25/32	1 9/64	2 23/32	2.563	1.000	5/8	**UCFX11-35**		UCX11-35	4.9
	2 1/4	175	49	143	19	20	29	68.7	65.1	25.4	M16	**UCFX11-36**		UCX11-36	4.9
	2											**UCF311-32**	F311	UC311-32	5.6
		7 9/32	2 1/16	5 33/64	29/32	25/32	1 3/16	2 25/32	2.598	0.984	3/4	**UCF311**		UC311	5.6
	2 3/16	185	52	140	23	20	30	71	66	25	M20	**UCF311-35**		UC311-35	5.6
60	2 1/4											**UCF212-36**	F212	UC212-36	4.2
		6 7/8	1 7/8	5 5/8	3/4	23/32	1 9/64	2 23/32	2.563	1.000	5/8	**UCF212**		UC212	4.2
	2 3/8	175	48	143	19	18	29	68.7	65.1	25.4	M16	**UCF212-38**		UC212-38	4.2
	2 7/16											**UCF212-39**		UC212-39	4.2
		7 3/8	2 5/16	5 55/64	3/4	13/16	1 11/32	2 29/32	2.563	1.000	5/8	**UCFX12**	FX12	UCX12	5.7
	2 7/16	187	59	149	19	21	34	73.7	65.1	25.4	M16	**UCFX12-39**		UCX12-39	5.7
	7 11/16	2 7/32	5 29/32	29/32	7/8	1 19/64	3 1/16	2.795	1.024	3/4		**UCF312**	F312	UC312	6.9
	2 7/16	195	56	150	23	22	33	78	71	26	M20	**UCF312-39**		UC312-39	6.9
65	2 1/2	7 3/8	1 31/32	5 55/64	3/4	7/8	1 3/16	2 3/4	2.563	1.000	5/8	**UCF213-40**	F213	UC213-40	5.2
		187	50	149	19	22	30	69.7	65.1	25.4	M16	**UCF213**		UC213	5.2
	2 1/2	7 3/8	2 5/16	5 55/64	3/4	13/16	1 11/32	3 3/32	2.937	1.189	5/8	**UCFX13-40**	FX13	UCX13-40	6.3
		187	59	149	19	21	34	78.4	74.6	30.2	M16	**UCFX13**		UCX13	6.3
	2 1/2	8 3/16	2 9/32	6 17/32	29/32	7/8	1 19/64	3 1/16	2.953	1.181	3/4	**UCF313-40**	F313	UC313-40	7.8
		208	58	166	23	22	33	78	75	30	M20	**UCF313**		UC313	7.8
70	2 3/4	7 19/32	2 1/8	5 63/64	3/4	7/8	1 7/32	2 31/32	2.937	1.189	5/8	**UCF214-44**	F214	UC214-44	5.9
		193	54	152	19	22	31	75.4	74.6	30.2	M16	**UCF214**		UC214	5.9
	2 3/4	7 3/4	2 3/8	5 63/64	29/32	7/8	1 29/64	3 7/32	3.063	1.311	3/4	**UCFX14-44**	FX14	UCX14-44	7.0
		197	60	152	23	22	37	81.5	77.8	33.3	M20	**UCFX14**		UCX14	7.0
	2 3/4	8 29/32	2 13/32	7 1/64	63/64	31/32	1 27/64	3 3/16	3.071	1.299	7/8	**UCF314-44**	F314	UC314-44	10.1
		226	61	178	25	25	36	81	78	33	M22	**UCF314**		UC314	10.1
75	2 15/16											**UCF215-47**	F215	UC215-47	6.4
		7 7/8	2 7/32	6 17/64	3/4	7/8	1 11/32	3 3/32	3.063	1.311	5/8	**UCF215**		UC215	6.4
	3	200	56	159	19	22	34	78.5	77.8	33.3	M16	**UCF215-48**		UC215-48	6.4
	2 15/16											**UCFX15-47**	FX15	UCX15-47	8.4
		7 3/4	2 11/16	5 63/64	29/32	15/16	1 37/64	3 17/32	3.252	1.311	3/4	**UCFX15**		UCX15	8.4
	3	197	68	152	23	24	40	89.3	82.6	33.3	M20	**UCFX15-48**		UCX15-48	8.4

3. As for the triple seal type product (from 201 to 205 are the double seal type products), suffix code L3 (L2) follows the Part No. of unit or bearing.
(Example of Part No. : UCF206JL3, UC206L3)
4. For the dimensions and forms of applicable bearings, see the dimensional tables of ball bearing for unit.
5. Housings of nodular graphite cast iron are also available.

UCF
Cylindrical bore (with set screws)
d (75) ~ 140 mm

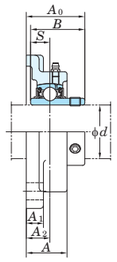

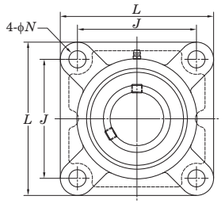

Shaft Dia. mm	Shaft Dia. inch	Dimensions inch / mm L	A	J	N	A_1	A_2	A_0	B	S	Bolt Size inch / mm	Unit No.	Housing No.	Bearing No.	Mass kg
75	2 15/16	9 9/32	2 19/32	7 1/4	63/64	31/32	1 17/32	3 1/2	3.228	1.260	7/8	**UCF315-47**	F315	UC315-47	11.6
		236	66	184	25	25	39	89	82	32	M22	**UCF315**		UC315	11.6
	3											**UCF315-48**		UC315-48	11.6
80	3 1/8	8 3/16	2 9/32	6 1/2	29/32	7/8	1 11/32	3 9/32	3.252	1.311	3/4	**UCF216-50**	F216	UC216-50	7.3
		208	58	165	23	22	34	83.3	82.6	33.3	M20	**UCF216**		UC216	7.3
	–	8 7/16	2 3/4	6 47/64	29/32	15/16	1 37/64	3 19/32	3.374	1.343	3/4	**UCFX16**	FX16	UCX16	9.4
		214	70	171	23	24	40	91.6	85.7	34.1	M20				
	–	9 27/32	2 11/16	7 23/32	1 7/32	1 1/16	1 1/2	3 17/32	3.386	1.339	1	**UCF316**	F316	UC316	12.8
		250	68	196	31	27	38	90	86	34	M27				
85	3 1/4	8 21/32	2 15/32	6 57/64	29/32	15/16	1 27/64	3 7/16	3.374	1.343	3/4	**UCF217-52**	F217	UC217-52	8.9
		220	63	175	23	24	36	87.6	85.7	34.1	M20	**UCF217**		UC217	8.9
	3 7/16	8 7/16	2 3/4	6 47/64	29/32	15/16	1 37/64	3 25/32	3.780	1.563	3/4	**UCFX17**	FX17	UCX17	10.8
		214	70	171	23	24	40	96.3	96	39.7	M20	**UCFX17-55**		UCX17-55	10.8
	–	10 1/4	2 29/32	8 1/32	1 7/32	1 1/16	1 47/64	3 15/16	3.780	1.575	1	**UCF317**	F317	UC317	15.3
		260	74	204	31	27	44	100	96	40	M27				
90	3 1/2	9 1/4	2 11/16	7 23/64	29/32	31/32	1 37/64	3 25/32	3.780	1.563	3/4	**UCF218-56**	F218	UC218-56	11.4
		235	68	187	23	25	40	96.3	96	39.7	M20	**UCF218**		UC218	11.4
	–	8 7/16	3	6 47/64	29/32	15/16	1 49/64	4 3/16	4.094	1.689	3/4	**UCFX18**	FX18	UCX18	11.9
		214	76	171	23	24	45	106.1	104	42.9	M20				
	3 1/2	11 1/32	3	8 1/2	1 3/8	1 3/16	1 47/64	3 15/16	3.780	1.575	1 1/8	**UCF318-56**	F318	UC318-56	18.9
		280	76	216	35	30	44	100	96	40	M30	**UCF318**		UC318	18.9
95	–	11 13/32	3 11/16	8 31/32	1 3/8	1 3/16	2 21/64	4 3/4	4.055	1.614	1 1/8	**UCF319**	F319	UC319	21.6
		290	94	228	35	30	59	121	103	41	M30				
100	3 15/16	10 9/16	3 13/16	8 5/16	1 7/32	1 3/32	2 21/64	5	4.626	1.937	1	**UCFX20**	FX20	UCX20	19.4
		268	97	211	31	28	59	127.3	117.5	49.2	M27	**UCFX20-63**		UCX20-63	19.4
	4											**UCFX20-64**		UCX20-64	19.4
	3 15/16	12 7/32	3 11/16	9 17/32	1 1/2	1 1/4	2 21/64	4 29/32	4.252	1.654	1 1/4	**UCF320**	F320	UC320	25.8
		310	94	242	38	32	59	125	108	42	M33	**UCF320-63**		UC320-63	25.8
	4											**UCF320-64**		UC320-64	25.8
105	–	12 7/32	3 11/16	9 17/32	1 1/2	1 1/4	2 21/64	5	4.409	1.732	1 1/4	**UCF321**	F321	UC321	30.2
		310	94	242	38	32	59	127	112	44	M33				
110	–	13 3/8	3 25/32	10 15/32	1 39/64	1 3/8	2 23/64	5 5/32	4.606	1.811	1 3/8	**UCF322**	F322	UC322	35.3
		340	96	266	41	35	60	131	117	46	M36				
120	–	14 9/16	4 11/32	11 27/64	1 39/64	1 9/16	2 9/16	5 1/2	4.961	2.008	1 3/8	**UCF324**	F324	UC324	47.3
		370	110	290	41	40	65	140	126	51	M36				
130	–	16 5/32	4 17/32	12 19/32	1 39/64	1 25/32	2 9/16	5 3/4	5.315	2.126	1 3/8	**UCF326**	F326	UC326	65.5
		410	115	320	41	45	65	146	135	54	M36				
140	–	17 23/32	4 29/32	13 25/32	1 39/64	2 5/32	2 61/64	6 11/32	5.709	2.323	1 3/8	**UCF328**	F328	UC328	80.4

Remarks
1. In Part No. of unit and units with covers, fitting codes follow bore diameter numbers. (See **Table 10.5** in P.62.)
2. Part No. of applicable grease fittings are shown below.
   A-1/4-28UNF..... 201~210, X05~X09, 305~308
   A-R1/8..... 211~218, X10~X20, 309~328
3. As for the triple seal type product (from 201 to 205 are the double seal type products), suffix code L3 (L2) follows the Part No. of unit or bearing.
   (Example of Part No. : UCF206JL3, UC206L3)
4. For the dimensions and forms of applicable bearings, see the dimensional tables of ball bearing for unit.
5. Housings of nodular graphite cast iron are also available.

Variations of tolerance of distance from mounting surface to center of spherical bore (Δ_{A2s}) and tolerance of position of bolt hole (X)

Unit: mm

Housing No.			Δ_{A2s}	X
F204~F210	FX05~FX10	F305~F310	±0.5	0.7
F211~F218	FX11~FX20	F311~F328	±0.8	1

Variations of tolerance of bolt hole diameter (Δ_{Ns})

Unit: mm

Housing No.			Δ_{Ns}
F204~F218	FX05~FX18	F305~F315	±0.2
	FX20	F316~F328	±0.3

Forms of F204FJE3 and F205FJE3 (housing with cast iron cover) are shown below.

UCF-E
Cylindrical bore (with set screws)
d 12 ~ 85 mm

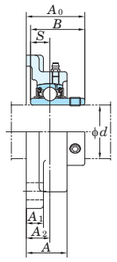

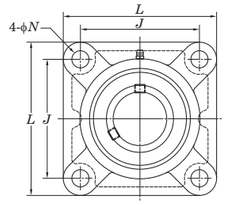

Variations of tolerance of distance from mounting surface to center of spherical bore (Δ_{A2s}) and tolerance of position of bolt hole (X)

Unit: mm

Housing No.		Δ_{A2s}	X
F204E~F210	FX05E~FX10E	±0.5	0.7
F211E~F217E	FX11E~FX17E	±0.8	1

Variations of tolerance of bolt hole diameter (Δ_{Ns})

Unit: mm

Housing No.		Δ_{Ns}
F204E~F217E	FX05E~FX17E	±0.2

Shaft Dia. mm	Shaft Dia. inch	Dimensions inch / mm L	A	J	N	A_1	A_2	A_0	B	S	Bolt Size inch	Unit No.	Housing No.	Bearing No.	Mass kg
12 15 17 20	1/2 5/8 3/4	3 3/8 86	1 25.5	2 33/64 64	7/16 11	7/16 11	19/32 15	1 5/16 33.3	1.220 31	0.500 12.7	3/8	**UCF201E** **UCF201-8E** **UCF202E** **UCF202-10E** **UCF203E** **UCF204-12E** **UCF204E**	F204E	UC201 UC201-8 UC202 UC202-10 UC203 UC204-12 UC204	0.64 0.62 0.61 0.59
25	7/8 15/16 1	3 3/4 95	1 1/16 27	2 3/4 70	29/64 11.5	1/2 13	5/8 16	1 13/32 35.8	1.343 34.1	0.563 14.3	3/8	**UCF205-14E** **UCF205-15E** **UCF205E** **UCF205-16E**	F205E	UC205-14 UC205-15 UC205 UC205-16	0.83
	1	4 1/4 108	1 3/16 30	3 17/64 83	29/64 11.5	1/2 13	45/64 18	1 19/32 40.2	1.500 38.1	0.626 15.9	3/8	**UCFX05E** **UCFX05-16E**	FX05E	UCX05 UCX05-16	1.2
30	1 1/8 1 3/16 1 1/4	4 1/4 108	1 7/32 31	3 17/64 83	33/64 13	1/2 13	45/64 18	1 19/32 40.2	1.500 38.1	0.626 15.9	7/16	**UCF206-18E** **UCF206E** **UCF206-19E** **UCF206-20E**	F206E	UC206-18 UC206 UC206-19 UC206-20	1.1
	1 3/16 1 1/4	4 19/32 117	1 11/32 34	3 5/8 92	33/64 13	9/16 14	3/4 19	1 3/4 44.4	1.689 42.9	0.689 17.5	7/16	**UCFX06E** **UCFX06-19E** **UCFX06-20E**	FX06E	UCX06 UCX06-19 UCX06-20	1.6
35	1 1/4 1 5/16 1 3/8 1 7/16	4 19/32 117	1 11/32 34	3 5/8 92	33/64 13	19/32 15	3/4 19	1 3/4 44.4	1.689 42.9	0.689 17.5	7/16	**UCF207-20E** **UCF207-21E** **UCF207-22E** **UCF207E** **UCF207-23E**	F207E	UC207-20 UC207-21 UC207-22 UC207 UC207-23	1.5
	1 3/8 1 7/16	5 1/8 130	1 1/2 38	4 1/64 102	33/64 13	9/16 14	53/64 21	2 1/32 51.2	1.937 49.2	0.748 19	7/16	**UCFX07-22E** **UCFX07E** **UCFX07-23E**	FX07E	UCX07-22 UCX07 UCX07-23	2.0
40	1 1/2 1 9/16	5 1/8 130	1 13/32 36	4 1/64 102	35/64 14	19/32 15	53/64 21	2 1/32 51.2	1.937 49.2	0.748 19	1/2	**UCF208-24E** **UCF208-25E** **UCF208E**	F208E	UC208-24 UC208-25 UC208	1.9
	1 1/2	5 13/32 137	1 9/16 40	4 9/64 105	19/32 15	9/16 14	55/64 22	2 1/16 52.2	1.937 49.2	0.748 19	1/2	**UCFX08-24E** **UCFX08E**	FX08E	UCX08-24 UCX08	2.4
45	1 5/8 1 11/16 1 3/4	5 13/32 137	1 1/2 38	4 9/64 105	5/8 16	5/8 16	55/64 22	2 1/16 52.2	1.937 49.2	0.748 19	1/2	**UCF209-26** **UCF209-27** **UCF209-28** **UCF209**	F209[6]	UC209-26 UC209-27 UC209-28 UC209	2.2
	1 11/16 1 3/4	5 5/8 143	1 9/16 40	4 3/8 111	19/32 15	9/16 14	29/32 23	2 3/16 55.6	2.031 51.6	0.748 19	1/2	**UCFX09-27E** **UCFX09-28E** **UCFX09E**	FX09E	UCX09-27 UCX09-28 UCX09	2.7
50	1 7/8 1 15/16 2	5 5/8 143	1 9/16 40	4 3/8 111	5/8 16	5/8 16	55/64 22	2 5/32 54.6	2.031 51.6	0.748 19	1/2	**UCF210-30** **UCF210-31** **UCF210** **UCF210-32**	F210[6]	UC210-30 UC210-31 UC210 UC210-32	2.5

Remarks
1. In Part No. of unit, fitting codes follow bore diameter numbers. (See **Table 10.5** in P.62.)
2. Part No. of applicable grease fittings are shown below.
   A-1/4-28UNF..... 201~210, X05~X09
   A-R1/8..... 211~217, X10~X17
3. As for the triple seal type product (from 201 to 205 are the double seal type products), suffix code L3 (L2) follows the Part No. of unit or bearing.
   (Example of Part No. : UCF206EJL3, UC206L3)
4. For the dimensions and forms of applicable bearings, see the dimensional tables of ball bearing for unit.
5. Housings of nodular graphite cast iron are also available.
6. E-type designations F209E, F210E, F214E, and F215E are not available; these models are identical to the standard F209, F210, F214, and F215.

Shaft Dia. mm	Shaft Dia. inch	Dimensions inch / mm L	A	J	N	A_1	A_2	A_0	B	S	Bolt Size inch	Unit No.	Housing No.	Bearing No.	Mass kg
50	1 15/16 2	6 3/8 162	1 23/32 44	5 1/8 130	21/32 16.5	25/32 20	1 1/32 26	2 11/32 59.4	2.189 55.6	0.874 22.2	9/16	**UCFX10-31E** **UCFX10E** **UCFX10-32E**	FX10E	UCX10-31 UCX10 UCX10-32	3.7
55	2 2 1/8 2 3/16	6 3/8 162	1 11/16 43	5 1/8 130	43/64 17	23/32 18	63/64 25	2 5/16 58.4	2.189 55.6	0.874 22.2	5/8	**UCF211-32E** **UCF211-34E** **UCF211E** **UCF211-35E**	F211E	UC211-32 UC211-34 UC211 UC211-35	3.4
	2 3/16 2 1/4	6 7/8 175	1 15/16 49	5 5/8 143	21/32 16.5	25/32 20	1 9/64 29	2 23/32 68.7	2.563 65.1	1.000 25.4	9/16	**UCFX11E** **UCFX11-35E** **UCFX11-36E**	FX11E	UCX11 UCX11-35 UCX11-36	4.9
60	2 1/4 2 3/8 2 7/16	6 7/8 175	1 7/8 48	5 5/8 143	43/64 17	23/32 18	1 9/64 29	2 23/32 68.7	2.563 65.1	1.000 25.4	5/8	**UCF212-36E** **UCF212E** **UCF212-38E** **UCF212-39E**	F212E	UC212-36 UC212 UC212-38 UC212-39	4.2
	2 7/16	7 3/8 187	2 5/16 59	5 55/64 149	21/32 16.5	13/16 21	1 11/32 34	2 29/32 73.7	2.563 65.1	1.000 25.4	9/16	**UCFX12E** **UCFX12-39E**	FX12E	UCX12 UCX12-39	5.7
65	2 1/2	7 3/8 187	1 31/32 50	5 55/64 149	43/64 17	7/8 22	1 3/16 30	2 3/4 69.7	2.563 65.1	1.000 25.4	5/8	**UCF213-40E** **UCF213E**	F213E	UC213-40 UC213	5.2
	2 1/2	7 3/8 187	2 5/16 59	5 55/64 149	21/32 16.5	13/16 21	1 11/32 34	3 3/32 78.4	2.937 74.6	1.189 30.2	9/16	**UCFX13-40E** **UCFX13E**	FX13E	UCX13-40 UCX13	6.3
70	2 3/4	7 19/32 193	2 1/8 54	5 63/64 152	3/4 19	7/8 22	1 7/32 31	2 31/32 75.4	2.937 74.6	1.189 30.2	5/8	**UCF214-44** **UCF214**	F214[6]	UC214-44 UC214	5.9
	2 3/4	7 3/4 197	2 3/8 60	5 63/64 152	25/32 20	7/8 22	1 29/64 37	3 7/32 81.5	3.063 77.8	1.331 33.3	11/16	**UCFX14-44E** **UCFX14E**	FX14E	UCX14-44 UCX14	7.0
75	2 15/16 3	7 7/8 200	2 7/32 56	6 17/64 159	3/4 19	7/8 22	1 11/32 34	3 3/32 78.5	3.063 77.8	1.311 33.3	5/8	**UCF215-47** **UCF215** **UCF215-48**	F215[6]	UC215-47 UC215 UC215-48	6.4
	2 15/16 3	7 3/4 197	2 11/16 68	5 63/64 152	25/32 20	15/16 24	1 37/64 40	3 17/32 89.3	3.252 82.6	1.311 33.3	11/16	**UCFX15-47E** **UCFX15E** **UCFX15-48E**	FX15E	UCX15-47 UCX15 UCX15-48	8.4
80	3 1/8	8 3/16 208	2 9/32 58	6 1/2 165	3/4 19	7/8 22	1 11/32 34	3 9/32 83.3	3.252 82.6	1.311 33.3	11/16	**UCF216-50E** **UCF216E**	F216E	UC216-50 UC216	7.3
	–	8 7/16 214	2 3/4 70	6 47/64 171	25/32 20	15/16 24	1 37/64 40	3 19/32 91.6	3.374 85.7	1.343 34.1	11/16	**UCFX16E**	FX16E	UCX16	9.4
85	3 1/4	8 21/32 220	2 15/32 63	6 57/64 175	3/4 19	15/16 24	1 27/64 36	3 7/16 87.6	3.374 85.7	1.343 34.1	11/16	**UCF217-52E** **UCF217E**	F217E	UC217-52 UC217	8.9
	3 7/16	8 7/16 214	2 3/4 70	6 47/64 171	25/32 20	15/16 24	1 37/64 40	3 25/32 96.3	3.780 96	1.563 39.7	11/16	**UCFX17E** **UCFX17-55E**	FX17E	UCX17 UCX17-55	10.8

UKF
Tapered bore (with adapter)
d_1 20 ~ 125 mm

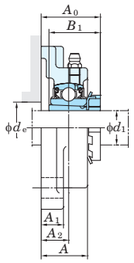

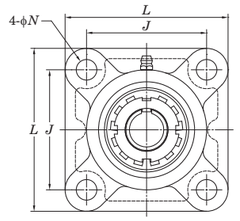

Variations of tolerance of distance from mounting surface to center of spherical bore (Δ_{A2s}) and tolerance of position of bolt hole (X)

Unit: mm

Housing No.			Δ_{A2s}	X
F205~F210	FX05~FX10	F305~F310	±0.5	0.7
F211~F218	FX11~FX20	F311~F328	±0.8	1

Variations of tolerance of bolt hole diameter (Δ_{Ns})

Unit: mm

Housing No.			Δ_{Ns}
F205~F218	FX05~FX18	F305~F315	±0.2
	FX20	F316~F328	±0.3

Form of F205FJE3 (housing with cast iron cover) is shown below.

Shaft Dia. mm	Shaft Dia. inch	Dimensions inch / mm									Bolt Size inch / mm	Unit No.	Housing No.	Bearing No.	Adapter No.	Mass kg
d_1		L	A	J	N	A_1	A_2	A_0	B_1	d_e (min.)						
20	3/4	3 3/4	1 1/16	2 3/4	15/32	1/2	5/8	1 13/32	1 3/8	1 3/16	3/8	UKF205	F205	UK205	HE2305X	0.87
		95	27	70	12	13	16	36	35	30	M10				H2305X	0.87
	3/4	4 1/4	1 3/16	3 17/64	15/32	1/2	45/64	1 9/16	1 3/8	1 3/16	3/8	UKFX05	FX05	UKX05	HE2305X	1.2
		108	30	83	12	13	18	39.5	35	30	M10				H2305X	1.2
	3/4	4 11/32	1 5/32	3 5/32	5/8	1/2	5/8	1 15/32	1 3/8	–	1/2	UKF305	F305	UK305	HE2305X	1.4
		110	29	80	16	13	16	37.5	35	–	M14				H2305X	1.4
25	1	4 1/4	1 7/32	3 17/64	15/32	1/2	45/64	1 9/16	1 1/2	1 13/32	3/8	UKF206	F206	UK206	H2306X	1.3
		108	31	83	12	13	18	39.5	38	36	M10				HE2306X	1.3
	1	4 19/32	1 11/32	3 5/8	5/8	9/16	3/4	1 21/32	1 1/2	1 13/32	1/2	UKFX06	FX06	UKX06	H2306X	1.6
		117	34	92	16	14	19	42	38	36	M14				HE2306X	1.6
	1	4 29/32	1 1/4	3 47/64	5/8	19/32	45/64	1 5/8	1 1/2	–	1/2	UKF306	F306	UK306	H2306X	1.9
		125	32	95	16	15	18	41	38	–	M14				HE2306X	1.9
30	1 1/8	4 19/32	1 11/32	3 5/8	35/64	19/32	3/4	1 11/16	1 11/16	1 5/8	7/16	UKF207	F207	UK207	HS2307X	1.6
		117	34	92	14	15	19	43	43	41	M12				H2307X	1.6
	1 1/8	5 1/8	1 1/2	4 1/64	5/8	9/16	53/64	1 27/32	1 11/16	1 5/8	1/2	UKFX07	FX07	UKX07	HS2307X	2.0
		130	38	102	16	14	21	47	43	41	M14				H2307X	2.0
	1 1/8	5 5/16	1 13/32	3 15/16	3/4	5/8	25/32	1 25/32	1 11/16	–	5/8	UKF307	F307	UK307	HS2307X	2.3
		135	36	100	19	16	20	45.5	43	–	M16				H2307X	2.3
35	1 1/4	5 1/8	1 13/32	4 1/64	5/8	19/32	53/64	1 7/8	1 13/16	1 13/16	1/2	UKF208	F208	UK208	HE2308X	1.9
	1 3/8	130	36	102	16	15	21	48	46	46	M14				HS2308X	1.9
															H2308X	1.9
	1 1/4	5 13/32	1 9/16	4 9/64	3/4	9/16	55/64	1 31/32	1 13/16	1 13/16	5/8	UKFX08	FX08	UKX08	HE2308X	2.3
	1 3/8	137	40	105	19	14	22	50	46	46	M16				HS2308X	2.3
															H2308X	2.3
	1 1/4	5 29/32	1 9/16	4 13/32	3/4	21/32	29/32	2	1 13/16	–	5/8	UKF308	F308	UK308	HE2308X	3.1
	1 3/8	150	40	112	19	17	23	50.5	46	–	M16				HS2308X	3.1
															H2308X	3.1
40	1 1/2	5 13/32	1 1/2	4 9/64	5/8	5/8	55/64	2	1 31/32	2 1/16	1/2	UKF209	F209	UK209	HE2309X	2.3
		137	38	105	16	16	22	51	50	52	M14				H2309X	2.3
	1 1/2	5 5/8	1 9/16	4 3/8	3/4	9/16	29/32	2 1/16	1 31/32	2 1/16	5/8	UKFX09	FX09	UKX09	HE2309X	2.7
		143	40	111	19	14	23	52	50	52	M16				H2309X	2.7
	1 1/2	6 5/16	1 23/32	4 59/64	3/4	23/32	63/64	2 5/32	1 31/32	–	5/8	UKF309	F309	UK309	HE2309X	4.1
		160	44	125	19	18	25	55	50	–	M16				H2309X	4.1
45	1 3/4	5 5/8	1 9/16	4 3/8	5/8	5/8	55/64	2 1/16	2 5/32	2 9/32	1/2	UKF210	F210	UK210	HE2310X	2.6
		143	40	111	16	16	22	52	55	58	M14				H2310X	2.6
	1 3/4	6 3/8	1 23/32	5 1/8	3/4	25/32	1 1/32	2 9/32	2 5/32	2 9/32	5/8	UKFX10	FX10	UKX10	HE2310X	3.6
		162	44	130	19	20	26	58	55	58	M16				H2310X	3.6
	1 3/4	6 7/8	1 7/8	5 13/64	29/32	3/4	1 7/64	2 3/8	2 5/32	–	3/4	UKF310	F310	UK310	HE2310X	5.1
		175	48	132	23	19	28	60	55	–	M20				H2310X	5.1
50	1 7/8	6 3/8	1 11/16	5 1/8	3/4	23/32	63/64	2 1/4	2 5/16	2 17/32	5/8	UKF211	F211	UK211	HS2311X	3.5
		162	43	130	19	18	25	57	59	64	M16				H2311X	3.5
	2														HE2311X	3.5

Remarks
1. In Part No. of unit and units with covers, fitting codes follow bore diameter numbers. (See **Table 10.5** in P.62.)
2. Part No. of applicable grease fittings are shown below.
   A-1/4-28UNF..... 205~210, X05~X09, 305~308
   A-R1/8..... 211~218, X10~X20, 309~328
3. In Part No. of unit with adapters and bearing with adapters, Part No. of applicable adapter follow the Part No. shown in the dimensional tables.
   (Example of Part No. : UKF206J + H2306X, UK206 + H2306X)
4. As for the triple seal type product (205 is the double seal type product), suffix code L3 (L2) follows the Part No. of unit or bearing.
   (Example of Part No. : UKF206JL3 + H2306X, UK206L3 + H2306X)
5. For the dimensions and forms of applicable bearings and adapters, see the dimensional tables of ball bearing for unit and adapter.
6. Housings of nodular graphite cast iron are also available.

Shaft Dia. mm	Shaft Dia. inch	Dimensions inch / mm									Bolt Size inch / mm	Unit No.	Housing No.	Bearing No.	Adapter No.	Mass kg
d_1		L	A	J	N	A_1	A_2	A_0	B_1	d_e (min.)						
50	1 7/8	6 7/8	1 15/16	5 5/8	3/4	25/32	1 9/64	2 17/32	2 5/16	2 17/32	5/8	UKFX11	FX11	UKX11	HS2311X	4.6
		175	49	143	19	20	29	64.5	59	64	M16				H2311X	4.6
	2														HE2311X	4.6
	1 7/8	7 9/32	2 1/16	5 33/64	29/32	25/32	1 3/16	2 1/2	2 5/16	–	3/4	UKF311	F311	UK311	HS2311X	5.9
		185	52	140	23	20	30	63.5	59	–	M20				H2311X	5.9
	2														HE2311X	5.9
55	2 1/8	6 7/8	1 7/8	5 5/8	3/4	23/32	1 9/64	2 19/32	2 7/16	2 23/32	5/8	UKF212	F212	UK212	HS2312X	4.1
		175	48	143	19	18	29	65.5	62	69	M16				H2312X	4.1
	2 1/8	7 3/8	2 5/16	5 55/64	3/4	13/16	1 11/32	2 25/32	2 7/16	2 23/32	5/8	UKFX12	FX12	UKX12	HS2312X	5.5
		187	59	149	19	21	34	70.5	62	69	M16				H2312X	5.5
	2 1/8	7 11/16	2 7/32	5 29/32	29/32	7/8	1 19/64	2 3/4	2 7/16	–	3/4	UKF312	F312	UK312	HS2312X	6.8
		195	56	150	23	22	33	69.5	62	–	M20				H2312X	6.8
60	2 1/4	7 3/8	1 31/32	5 55/64	3/4	7/8	1 3/16	2 21/32	2 9/16	2 29/32	5/8	UKF213	F213	UK213	HE2313X	5.1
	2 3/8	187	50	149	19	22	30	67.5	65	74	M16				H2313X	5.1
															HS2313X	5.1
	2 1/4	7 3/8	2 5/16	5 55/64	3/4	13/16	1 11/32	2 29/32	2 9/16	2 29/32	5/8	UKFX13	FX13	UKX13	HE2313X	6.0
	2 3/8	187	59	149	19	21	34	73.5	65	74	M16				H2313X	6.0
															HS2313X	6.0
	2 1/4	8 3/16	2 9/32	6 17/32	29/32	7/8	1 19/64	2 13/16	2 9/16	–	3/4	UKF313	F313	UK313	HE2313X	7.9
	2 3/8	208	58	166	23	22	33	71.5	65	–	M20				H2313X	7.9
															HS2313X	7.9
65	2 1/2	7 7/8	2 7/32	6 17/64	3/4	7/8	1 11/32	2 15/16	2 7/8	3 11/32	5/8	UKF215	F215	UK215	HE2315X	6.5
		200	56	159	19	22	34	74.5	73	85	M16				H2315X	6.5
	2 1/2	7 3/4	2 11/16	5 63/64	29/32	15/16	1 37/64	3 1/4	2 7/8	3 11/32	3/4	UKFX15	FX15	UKX15	HE2315X	8.1
		197	68	152	23	24	40	82.5	73	85	M20				H2315X	8.1
	2 1/2	9 9/32	2 19/32	7 1/4	63/64	31/32	1 17/32	3 7/32	2 7/8	–	7/8	UKF315	F315	UK315	HE2315X	11.7
		236	66	184	25	25	39	81.5	73	–	M22				H2315X	11.7
70	2 3/4	8 3/16	2 9/32	6 1/2	29/32	7/8	1 11/32	3 3/32	3 1/16	3 17/32	3/4	UKF216	F216	UK216	HE2316X	7.6
		208	58	165	23	22	34	78.5	78	90	M20				H2316X	7.6
	2 3/4	8 7/16	2 3/4	6 47/64	29/32	15/16	1 37/64	3 3/8	3 1/16	3 17/32	3/4	UKFX16	FX16	UKX16	HE2316X	9.5
		214	70	171	23	24	40	85.5	78	90	M20				H2316X	9.5
	2 3/4	9 27/32	2 11/16	7 23/32	1 7/32	1 1/16	1 1/2	3 1/4	3 1/16	–	1	UKF316	F316	UK316	HE2316X	12.9
		250	68	196	31	27	38	82.5	78	–	M27				H2316X	12.9
75	3	8 21/32	2 15/32	6 57/64	29/32	15/16	1 27/64	3 1/4	3 7/32	3 25/32	3/4	UKF217	F217	UK217	H2317X	9.0
		220	63	175	23	24	36	82.5	82	96	M20				HE2317X	9.0
	3	8 7/16	2 3/4	6 47/64	29/32	15/16	1 37/64	3 17/32	3 7/32	3 25/32	3/4	UKFX17	FX17	UKX17	H2317X	10.4
		214	70	171	23	24	40	89.5	82	96	M20				HE2317X	10.4
	3	10 1/4	2 29/32	8 1/32	1 7/32	1 1/16	1 47/64	3 5/8	3 7/32	–	1	UKF317	F317	UK317	H2317X	15.2
		260	74	204	31	27	44	92	82	–	M27				HE2317X	15.2
80	–	9 1/4	2 11/16	7 23/64	29/32	31/32	1 37/64	3 17/32	3 3/8	4 1/32	3/4	UKF218	F218	UK218	H2318X	11.4
		235	68	187	23	25	40	89.5	86	102	M20					
	–	8 7/16	3	6 47/64	29/32	15/16	1 49/64	3 3/4	3 3/8	4 1/32	3/4	UKFX18	FX18	UKX18	H2318X	11.4
		214	76	171	23	24	45	95.5	86	102	M20					
	–	11 1/32	3	8 1/2	1 3/8	1 3/16	1 47/64	3 5/8	3 3/8	–	1 1/8	UKF318	F318	UK318	H2318X	19.0
		280	76	216	35	30	44	92	86	–	M30					
85	3 1/4	11 13/32	3 11/16	8 31/32	1 3/8	1 3/16	2 21/64	4 3/8	3 17/32	–	1 1/8	UKF319	F319	UK319	HE2319X	21.9
		290	94	228	35	30	59	111	90	–	M30				H2319X	21.9
90	3 1/2	10 9/16	3 13/16	8 5/16	1 7/32	1 3/32	2 21/64	4 15/32	3 13/16	4 13/32	1	UKFX20	FX20	UKX20	HE2320X	18.4
		268	97	211	31	28	59	113.5	97	112	M27				H2320X	18.4
	3 1/2	12 7/32	3 11/16	9 17/32	1 1/2	1 1/4	2 21/64	4 7/16	3 13/16	–	1 1/4	UKF320	F320	UK320	HE2320X	25.4
		310	94	242	38	32	59	113	97	–	M33				H2320X	25.4
100	4	13 3/8	3 25/32	10 15/32	1 39/64	1 3/8	2 23/64	4 23/32	4 1/8	–	1 3/8	UKF322	F322	UK322	H2322X	35.2
		340	96	266	41	35	60	120	105	–	M36				HE2322X	35.2
110	–	14 9/16	4 11/32	11 27/64	1 39/64	1 9/16	2 9/16	5 1/8	4 13/32	–	1 3/8	UKF324	F324	UK324	H2324X	47.6
		370	110	290	41	40	65	130.5	112	–	M36					
115	4 1/2	16 5/32	4 17/32	12 19/32	1 39/64	1 25/32	2 9/16	5 3/16	4 3/4	–	1 3/8	UKF326	F326	UK326	HE2326X	65.3
		410	115	320	41	45	65	131.5	121	–	M36				H2326X	65.3
125	–	17 23/32	4 29/32	13 25/32	1 39/64	2 5/32	2 61/64	5 13/16	5 5/32	–	1 3/8	UKF328	F328	UK328	H2328X	74.9
		450	125	350	41	55	75	147.5	131	–	M36					