UCFL
Cylindrical bore (with set screws)
d 12 ~ 120 mm

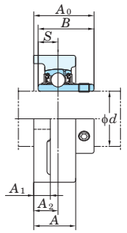

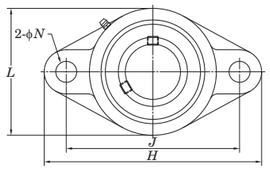

Variations of tolerance of distance from mounting surface to center of spherical bore (Δ_{A2s}) and tolerance of position of bolt hole (X)

Unit: mm

Housing No.			Δ_{A2s}	X
FL204~FL210	FLX05~FLX10	FL305~FL310	±0.5	0.7
FL211~FL218		FL311~FL324	±0.8	1

Variations of tolerance of bolt hole diameter (Δ_{Ns})

Unit: mm

Housing No.			Δ_{Ns}
FL204~FL218	FLX05~FLX10	FL305~FL311	±0.2
		FL312~FL324	±0.3

Forms and dimensions of L_c of FL204FJE3 and FL205FJE3 (housing with cast iron cover) are shown below.

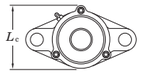

FL204FJE3 $L_c = 65$ mm
FL205FJE3 $L_c = 73$ mm

Shaft Dia. mm	Shaft Dia. inch	Dimensions inch / mm										Bolt Size inch	Unit No.	Housing No.	Bearing No.	Mass
d		H	L	A	J	N	A_1	A_2	A_0	B	S	mm				kg
12													UCFL201	FL204	UC201	0.50
	1/2												UCFL201-8		UC201-8	0.50
15		4 7/16	2 3/8	1	3 35/64	15/32	7/16	19/32	1 5/16	1.220	0.500	3/8	UCFL202		UC202	0.48
	5/8	113	60	25.5	90	12	11	15	33.3	31	12.7	M10	UCFL202-10		UC202-10	0.48
17													UCFL203		UC203	0.47
	3/4												UCFL204-12		UC204-12	0.47
20													UCFL204		UC204	0.45
	7/8												UCFL205-14	FL205	UC205-14	0.64
	15/16	5 1/8	2 11/16	1 1/16	3 57/64	5/8	1/2	5/8	1 13/32	1.343	0.563	1/2	UCFL205-15		UC205-15	0.64
		130	68	27	99	16	13	16	35.8	34.1	14.3	M14	UCFL205		UC205	0.64
25	1												UCFL205-16		UC205-16	0.64
		5 9/16	3 9/32	1 3/16	4 39/64	15/32	1/2	45/64	1 19/32	1.500	0.626	3/8	UCFLX05	FLX05	UCX05	1.1
	1	141	83	30	117	12	13	18	40.2	38.1	15.9	M10	UCFLX05-16		UCX05-16	1.1
		5 29/32	3 5/32	1 5/32	4 29/64	3/4	1/2	5/8	1 17/32	1.496	0.591	5/8	UCFL305	FL305	UC305	1.1
	1	150	80	29	113	19	13	16	39	38	15	M16	UCFL305-16		UC305-16	1.1
	1 1/8												UCFL206-18	FL206	UC206-18	0.93
		5 13/16	3 5/32	1 7/32	4 39/64	5/8	1/2	45/64	1 19/32	1.500	0.626	1/2	UCFL206		UC206	0.93
	1 3/16	148	80	31	117	16	13	18	40.2	38.1	15.9	M14	UCFL206-19		UC206-19	0.93
	1 1/4												UCFL206-20		UC206-20	0.93
30													UCFLX06	FLX06	UCX06	1.5
	1 3/16	6 5/32	3 3/4	1 11/32	5 1/8	5/8	9/16	3/4	1 3/4	1.689	0.689	1/2	UCFLX06-19		UCX06-19	1.5
		156	95	34	130	16	14	19	44.4	42.9	17.5	M14	UCFLX06-20		UCX06-20	1.5
	1 1/4															
	–	7 3/32	3 17/32	1 1/4	5 9/32	29/32	19/32	45/64	1 23/32	1.693	0.669	3/4	UCFL306	FL306	UC306	1.5
		180	90	32	134	23	15	18	44	43	17	M20				
	1 1/4												UCFL207-20	FL207	UC207-20	1.2
	1 5/16												UCFL207-21		UC207-21	1.2
	1 3/8	6 11/32	3 17/32	1 11/32	5 1/8	5/8	9/16	3/4	1 3/4	1.689	0.689	1/2	UCFL207-22		UC207-22	1.2
		161	90	34	130	16	14	19	44.4	42.9	17.5	M14	UCFL207		UC207	1.2
35	1 7/16												UCFL207-23		UC207-23	1.2
	1 3/8												UCFLX07-22	FLX07	UCX07-22	1.9
		6 23/32	4 1/8	1 1/2	5 43/64	5/8	9/16	53/64	2 1/32	1.937	0.748	1/2	UCFLX07		UCX07	1.9
	1 7/16	171	105	38	144	16	14	21	51.2	49.2	19	M14	UCFLX07-23		UCX07-23	1.9
	–	7 9/32	3 15/16	1 13/32	5 35/64	29/32	5/8	25/32	1 15/16	1.890	0.748	3/4	UCFL307	FL307	UC307	1.8
		185	100	36	141	23	16	20	49	48	19	M20				
	1 1/2												UCFL208-24	FL208	UC208-24	1.6
	1 9/16	6 7/8	3 15/16	1 13/32	5 43/64	5/8	9/16	53/64	2 1/32	1.937	0.748	1/2	UCFL208-25		UC208-25	1.6
		175	100	36	144	16	14	21	51.2	49.2	19	M14	UCFL208		UC208	1.6
40	1 1/2												UCFLX08-24	FLX08	UCX08-24	2.1
		7 1/16	4 3/8	1 9/16	5 53/64	5/8	9/16	55/64	2 1/16	1.937	0.748	1/2	UCFLX08		UCX08	2.1
		179	111	40	148	16	14	22	52.2	49.2	19	M14				
	1 1/2	7 7/8	4 13/32	1 9/16	6 7/32	29/32	21/32	29/32	2 7/32	2.047	0.748	3/4	UCFL308-24	FL308	UC308-24	2.5
		200	112	40	158	23	17	23	56	52	19	M20	UCFL308		UC308	2.5

Remarks
1. In Part No. of unit and units with covers, fitting codes follow bore diameter numbers. (See **Table 10.5** in P.62.)
2. Part No. of applicable grease fittings are shown below.
   A-1/4-28UNF..... 201~210, X05~X09, 305~308
   A-R1/8..... 211~218, X10, 309~324
3. As for the triple seal type product (from 201 to 205 are the double seal type products), suffix code L3 (or L2) follows the Part No. of unit or bearing. (Example of Part No. : UCFL206JL3, UC206L3)
4. For the dimensions and forms of applicable bearings, see the dimensional tables of ball bearing for unit.
5. Housings of nodular graphite cast iron are also available.

Shaft Dia. mm	Shaft Dia. inch	Dimensions inch / mm										Bolt Size inch	Unit No.	Housing No.	Bearing No.	Mass
d		H	L	A	J	N	A_1	A_2	A_0	B	S	mm				kg
	1 5/8												UCFL209-26	FL209	UC209-26	1.9
	1 11/16	7 13/32	4 1/4	1 1/2	5 53/64	3/4	19/32	55/64	2 1/16	1.937	0.748	5/8	UCFL209-27		UC209-27	1.9
	1 3/4	188	108	38	148	19	15	22	52.2	49.2	19	M16	UCFL209-28		UC209-28	1.9
45													UCFL209		UC209	1.9
	1 11/16	7 7/16	4 9/16	1 9/16	6 3/16	5/8	9/16	29/32	2 3/16	2.031	0.748	1/2	UCFLX09-27	FLX09	UCX09-27	2.4
	1 3/4	189	116	40	157	16	14	23	55.6	51.6	19	M14	UCFLX09-28		UCX09-28	2.4
													UCFLX09		UCX09	2.4
	1 3/4	9 1/16	4 29/32	1 23/32	6 31/32	63/64	23/32	63/64	2 3/8	2.244	0.866	7/8	UCFL309-28	FL309	UC309-28	3.5
		230	125	44	177	25	18	25	60	57	22	M22	UCFL309		UC309	3.5
	1 7/8												UCFL210-30	FL210	UC210-30	2.2
	1 15/16	7 3/4	4 17/32	1 9/16	6 3/16	3/4	19/32	55/64	2 5/32	2.031	0.748	5/8	UCFL210-31		UC210-31	2.2
		197	115	40	157	19	15	22	54.6	51.6	19	M16	UCFL210		UC210	2.2
50	2												UCFL210-32		UC210-32	2.2
	1 15/16												UCFLX10-31	FLX10	UCX10-31	3.8
		8 1/2	5 1/4	1 23/32	7 1/4	3/4	25/32	1 1/32	2 11/32	2.189	0.874	5/8	UCFLX10		UCX10	3.8
	2	216	133	44	184	19	20	26	59.4	55.6	22.2	M16	UCFLX10-32		UCX10-32	3.8
	–	9 7/16	5 1/2	1 7/8	7 23/64	63/64	3/4	1 7/64	2 5/8	2.402	0.866	7/8	UCFL310	FL310	UC310	4.4
		240	140	48	187	25	19	28	67	61	22	M22				
	2												UCFL211-32	FL211	UC211-32	3.3
	2 1/8	8 13/16	5 1/8	1 11/16	7 1/4	3/4	23/32	63/64	2 5/16	2.189	0.874	5/8	UCFL211-34		UC211-34	3.3
		224	130	43	184	19	18	25	58.4	55.6	22.2	M16	UCFL211		UC211	3.3
55	2 3/16												UCFL211-35		UC211-35	3.3
	2												UCFL311-32	FL311	UC311-32	5.3
		9 27/32	5 29/32	2 1/16	7 51/64	63/64	25/32	1 3/16	2 25/32	2.598	0.984	7/8	UCFL311		UC311	5.3
	2 3/16	250	150	52	198	25	20	30	71	66	25	M22	UCFL311-35		UC311-35	5.3
	2 1/4												UCFL212-36	FL212	UC212-36	4.2
		9 27/32	5 1/2	1 7/8	7 61/64	29/32	23/32	1 9/64	2 23/32	2.563	1.000	3/4	UCFL212		UC212	4.2
	2 3/8	250	140	48	202	23	18	29	68.7	65.1	25.4	M20	UCFL212-38		UC212-38	4.2
60	2 7/16												UCFL212-39		UC212-39	4.2
		10 5/8	6 5/16	2 7/32	8 11/32	1 7/32	7/8	1 19/64	3 1/16	2.795	1.024	1	UCFL312	FL312	UC312	6.5
	2 7/16	270	160	56	212	31	22	33	78	71	26	M27	UCFL312-39		UC312-39	6.5
	2 1/2	10 5/32	6 3/32	1 31/32	8 17/64	29/32	25/32	1 3/16	2 3/4	2.563	1.000	3/4	UCFL213-40	FL213	UC213-40	5.1
		258	155	50	210	23	20	30	69.7	65.1	25.4	M20	UCFL213		UC213	5.1
65	2 1/2	11 5/8	6 7/8	2 9/32	9 29/64	1 7/32	31/32	1 19/64	3 1/16	2.953	1.181	1	UCFL313-40	FL313	UC313-40	8.5
		295	175	58	240	31	25	33	78	75	30	M27	UCFL313		UC313	8.5
	2 3/4	10 7/16	6 5/16	2 1/8	8 1/2	29/32	25/32	1 7/32	2 31/32	2.937	1.189	3/4	UCFL214-44	FL214	UC214-44	5.7
		265	160	54	216	23	20	31	75.4	74.6	30.2	M20	UCFL214		UC214	5.7
70	2 3/4	12 13/32	7 9/32	2 13/32	9 27/32	1 3/8	1 3/32	1 27/64	3 3/16	3.071	1.299	1 1/8	UCFL314-44	FL314	UC314-44	9.7
		315	185	61	250	35	28	36	81	78	33	M30	UCFL314		UC314	9.7
	2 15/16												UCFL215-47	FL215	UC215-47	6.4
		10 13/16	6 1/2	2 7/32	8 55/64	29/32	25/32	1 11/32	3 3/32	3.063	1.311	3/4	UCFL215		UC215	6.4
	3	275	165	56	225	23	20	34	78.5	77.8	33.3	M20	UCFL215-48		UC215-48	6.4
75	2 15/16												UCFL315-47	FL315	UC315-47	11.3
		12 19/32	7 11/16	2 19/32	10 15/64	1 3/8	1 3/16	1 17/32	3 1/2	3.228	1.260	1 1/8	UCFL315		UC315	11.3
	3	320	195	66	260	35	30	39	89	82	32	M30	UCFL315-48		UC315-48	11.3
	3 1/8												UCFL216-50	FL216	UC216-50	7.8
		11 13/32	7 3/32	2 9/32	9 11/64	63/64	25/32	1 11/32	3 9/32	3.252	1.311	7/8	UCFL216		UC216	7.8
80		290	180	58	233	25	20	34	83.3	82.6	33.3	M22				
	–	13 31/32	8 9/32	2 11/16	11 7/32	1 1/2	1 1/4	1 1/2	3 17/32	3.386	1.339	1 1/4	UCFL316	FL316	UC316	14.4
		355	210	68	285	38	32	38	90	86	34	M33				
	3 1/4	12	7 15/32	2 15/32	9 49/64	63/64	7/8	1 27/64	3 7/16	3.374	1.343	7/8	UCFL217-52	FL217	UC217-52	9.8
85		305	190	63	248	25	22	36	87.6	85.7	34.1	M22	UCFL217		UC217	9.8
	–	14 9/16	8 21/32	2 29/32	11 13/16	1 1/2	1 1/4	1 47/64	3 15/16	3.780	1.575	1 1/4	UCFL317	FL317	UC317	16.0
		370	220	74	300	38	32	44	100	96	40	M33				
	3 1/2	12 19/32	8 1/16	2 11/16	10 7/16	63/64	29/32	1 37/64	3 25/32	3.780	1.563	7/8	UCFL218-56	FL218	UC218-56	12.3
90		320	205	68	265	25	23	40	96.3	96	39.7	M22	UCFL218		UC218	12.3
	3 1/2	15 5/32	9 1/4	3	12 13/32	1 1/2	1 13/32	1 47/64	3 15/16	3.780	1.575	1 1/4	UCFL318-56	FL318	UC318-56	19.0
		385	235	76	315	38	36	44	100	96	40	M33	UCFL318		UC318	19.0
95	–	15 15/16	9 27/32	3 11/16	12 63/64	1 39/64	1 9/16	2 21/64	4 3/4	4.055	1.614	1 3/8	UCFL319	FL319	UC319	24.6
		405	250	94	330	41	40	59	121	103	41	M36				
		17 5/16	10 5/8	3 11/16	14 11/64	1 47/64	1 9/16	2 21/64	4 29/32	4.252	1.654	1 1/2	UCFL320	FL320	UC320	29.4
100	3 15/16	440	270	94	360	44	40	59	125	108	42	M39	UCFL320-63		UC320-63	29.4
	4												UCFL320-64		UC320-64	29.4
110	–	18 1/2	11 13/16	3 25/32	15 23/64	1 47/64	1 21/32	2 23/64	5 5/32	4.606	1.811	1 1/2	UCFL322	FL322	UC322	36.2
		470	300	96	390	44	42	60	131	117	46	M39				
120	–	20 15/32	13	4 11/32	16 59/64	1 27/32	1 7/8	2 9/16	5 1/2	4.961	2.008	1 5/8	UCFL324	FL324	UC324	51.6
		520	330	110	430	47	48	65	140	126	51	M42				

UKFL
Tapered bore (with adapter)
d_1 20 ~ 110 mm

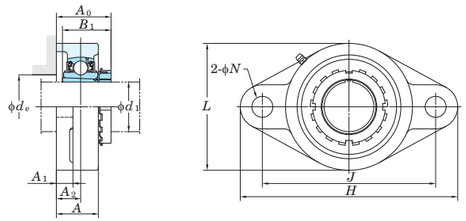

Variations of tolerance of distance from mounting surface to center of spherical bore (Δ_{A2s}) and tolerance of position of bolt hole (X)

Unit: mm

Housing No.			Δ_{A2s}	X
FL205~FL210	FLX05~FLX10	FL305~FL310	±0.5	0.7
FL211~FL218		FL311~FL324	±0.8	1

Variations of tolerance of bolt hole diameter (Δ_{Ns}) Unit: mm

Housing No.			Δ_{Ns}
FL205~FL218	FLX05~FLX10	FL305~FL311	±0.2
		FL312~FL324	±0.3

Forms and dimensions of L_e of FL205FJE3 (housing with cast iron cover) are shown below.

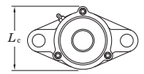

FL205FJE3 $L_e = 73$ mm

Shaft Dia. mm	Shaft Dia. inch	Dimensions inch / mm d_1	H	L	A	J	N	A_1	A_2	A_0	B_1	d_e (min.)	Bolt Size inch / mm	Unit No.	Housing No.	Bearing No.	Adapter No.	Mass kg
20	3/4	5 1/8	2 11/16	1 1/16	3 57/64	5/8	1/2	5/8	1 13/32	1 3/8	1 3/16	1/2	UKFL205	FL205	UK205		HE2305X	0.68
		130	68	27	99	16	13	16	36	35	30	M14					H2305X	0.68
	3/4	5 9/16	3 9/32	1 3/16	4 39/64	15/32	1/2	45/64	1 9/16	1 3/8	1 3/16	3/8	UKFLX05	FLX05	UKX05		HE2305X	1.0
		141	83	30	117	12	13	18	39.5	35	30	M10					H2305X	1.0
	3/4	5 29/32	3 5/32	1 5/32	4 29/64	3/4	1/2	5/8	1 15/32	1 3/8	–	5/8	UKFL305	FL305	UK305		HE2305X	1.1
		150	80	29	113	19	13	16	37.5	35	–	M16					H2305X	1.1
25		5 13/16	3 5/32	1 7/32	4 39/64	5/8	1/2	45/64	1 9/16	1 1/2	1 13/32	1/2	UKFL206	FL206	UK206		H2306X	0.97
	1	148	80	31	117	16	13	18	39.5	38	36	M14					HE2306X	0.97
		6 5/32	3 3/4	1 11/32	5 1/8	5/8	9/16	3/4	1 21/32	1 1/2	1 13/32	1/2	UKFLX06	FLX06	UKX06		H2306X	1.5
	1	156	95	34	130	16	14	19	42	38	36	M14					HE2306X	1.5
		7 3/32	3 17/32	1 1/4	5 9/32	29/32	19/32	45/64	1 5/8	1 1/2	–	3/4	UKFL306	FL306	UK306		H2306X	1.5
	1	180	90	32	134	23	15	18	41	38	–	M20					HE2306X	1.5
30	1 1/8	6 11/32	3 17/32	1 11/32	5 1/8	5/8	9/16	3/4	1 11/16	1 11/16	1 5/8	1/2	UKFL207	FL207	UK207		HS2307X	1.3
		161	90	34	130	16	14	19	43	43	41	M14					H2307X	1.3
	1 1/8	6 23/32	4 1/8	1 1/2	5 43/64	5/8	9/16	53/64	1 27/32	1 11/16	1 5/8	1/2	UKFLX07	FLX07	UKX07		HS2307X	1.8
		171	105	38	144	16	14	21	47	43	41	M14					H2307X	1.8
	1 1/8	7 9/32	3 15/16	1 13/32	5 35/64	29/32	5/8	25/32	1 25/32	1 11/16	–	3/4	UKFL307	FL307	UK307		HS2307X	1.9
		185	100	36	141	23	16	20	45.5	43	–	M20					H2307X	1.9
35	1 1/4 1 3/8	6 7/8	3 15/16	1 13/32	5 43/64	5/8	9/16	53/64	1 7/8	1 13/16	1 13/16	1/2	UKFL208	FL208	UK208		HE2308X HS2308X	1.6 1.6
		175	100	36	144	16	14	21	48	46	46	M14					H2308X	1.6
	1 1/4 1 3/8	7 1/16	4 3/8	1 9/16	5 53/64	5/8	9/16	55/64	1 31/32	1 13/16	1 13/16	1/2	UKFLX08	FLX08	UKX08		HE2308X HS2308X	2.1 2.1
		179	111	40	148	16	14	22	50	46	46	M14					H2308X	2.1
	1 1/4 1 3/8	7 7/8	4 13/32	1 9/16	6 7/32	29/32	21/32	29/32	2	1 13/16	–	3/4	UKFL308	FL308	UK308		HE2308X HS2308X	2.5 2.5
		200	112	40	158	23	17	23	50.5	46	–	M20					H2308X	2.5
40	1 1/2	7 13/32	4 1/4	1 1/2	5 53/64	3/4	19/32	55/64	2	1 31/32	2 1/16	5/8	UKFL209	FL209	UK209		HE2309X	2.0
		188	108	38	148	19	15	22	51	50	52	M16					H2309X	2.0
	1 1/2	7 7/16	4 9/16	1 9/16	6 3/16	5/8	9/16	29/32	2 1/16	1 31/32	2 1/16	1/2	UKFLX09	FLX09	UKX09		HE2309X	2.5
		189	116	40	157	16	14	23	52	50	52	M14					H2309X	2.5
	1 1/2	9 1/16	4 29/32	1 23/32	6 31/32	63/64	23/32	63/64	2 5/32	1 31/32	–	7/8	UKFL309	FL309	UK309		HE2309X	3.6
		230	125	44	177	25	18	25	55	50	–	M22					H2309X	3.6
45	1 3/4	7 3/4	4 17/32	1 9/16	6 3/16	3/4	19/32	55/64	2 1/16	2 5/32	2 9/32	5/8	UKFL210	FL210	UK210		HE2310X	2.3
		197	115	40	157	19	15	22	52	55	58	M16					H2310X	2.3
	1 3/4	8 1/2	5 1/4	1 23/32	7 1/4	3/4	25/32	1 1/32	2 9/32	2 5/32	2 9/32	5/8	UKFLX10	FLX10	UKX10		HE2310X	3.7
		216	133	44	184	19	20	26	58	55	58	M16					H2310X	3.7
	1 3/4	9 7/16	5 1/2	1 7/8	7 23/64	63/64	3/4	1 7/64	2 3/8	2 5/32	–	7/8	UKFL310	FL310	UK310		HE2310X	4.4
		240	140	48	187	25	19	28	60	55	–	M22					H2310X	4.4
50	1 7/8 2	8 13/16	5 1/8	1 11/16	7 1/4	3/4	23/32	63/64	2 1/4	2 5/16	2 17/32	5/8	UKFL211	FL211	UK211		HS2311X H2311X HE2311X	3.3 3.3 3.3
		224	130	43	184	19	18	25	57	59	64	M16						

Remarks
1. In Part No. of unit and units with covers, fitting codes follow bore diameter numbers. (See **Table 10.5** in P.62.)
2. Part No. of applicable grease fittings are shown below.
   A-1/4-28UNF..... 205~210, X05~X09, 305~308
   A-R1/8..... 211~218, X10, 309~324
3. In Part No. of unit with adapters and bearing with adapters, Part No. of applicable adapter follow the Part No. shown in the dimensional tables.
   (Example of Part No. : UKFL206J + H2306X, UK206 + H2306X)
4. As for the triple seal type product (205 is the double seal type product), suffix code L3 (or L2) follows the Part No. of unit or bearing.
   (Example of Part No. : UKFL206JL3 + H2306X, UK206L3 + H2306X)
5. For the dimensions and forms of applicable bearings and adapters, see the dimensional tables of ball bearing for unit and adapter.
6. Housings of nodular graphite cast iron are also available.

Shaft Dia. mm	Shaft Dia. inch	Dimensions inch / mm d_1	H	L	A	J	N	A_1	A_2	A_0	B_1	d_e (min.)	Bolt Size inch / mm	Unit No.	Housing No.	Bearing No.	Adapter No.	Mass kg
50	1 7/8	9 27/32	5 29/32	2 1/16	7 51/64	63/64	25/32	1 3/16	2 1/2	2 5/16	–	7/8	UKFL311	FL311	UK311		HS2311X	5.6
		250	150	52	198	25	20	30	63.5	59	–	M22					H2311X	5.6
	2																HE2311X	5.6
55	2 1/8	9 27/32	5 1/2	1 7/8	7 61/64	29/32	23/32	1 9/64	2 19/32	2 7/16	2 23/32	3/4	UKFL212	FL212	UK212		HS2312X	4.1
		250	140	48	202	23	18	29	65.5	62	69	M20					H2312X	4.1
	2 1/8	10 5/8	6 5/16	2 7/32	8 11/32	1 7/32	7/8	1 19/64	2 3/4	2 7/16	–	1	UKFL312	FL312	UK312		HS2312X	6.9
		270	160	56	212	31	22	33	69.5	62	–	M27					H2312X	6.9
60	2 1/4	10 5/32	6 3/32	1 31/32	8 17/64	29/32	25/32	1 3/16	2 21/32	2 9/16	2 29/32	3/4	UKFL213	FL213	UK213		HE2313X	5.0
		258	155	50	210	23	20	30	67.5	65	74	M20					H2313X	5.0
	2 3/8																HS2313X	5.0
	2 1/4	11 5/8	6 7/8	2 9/32	9 29/64	1 7/32	31/32	1 19/64	2 13/16	2 9/16	–	1	UKFL313	FL313	UK313		HE2313X	8.6
		295	175	58	240	31	25	33	71.5	65	–	M27					H2313X	8.6
	2 3/8																HS2313X	8.6
65	2 1/2	10 13/16	6 1/2	2 7/32	8 55/64	29/32	25/32	1 11/32	2 15/16	2 7/8	3 11/32	3/4	UKFL215	FL215	UK215		HE2315X	6.6
		275	165	56	225	23	20	34	74.5	73	85	M20					H2315X	6.6
	2 1/2	12 19/32	7 11/16	2 19/32	10 15/64	1 3/8	1 3/16	1 17/32	3 7/32	2 7/8	–	1 1/8	UKFL315	FL315	UK315		HE2315X	11.4
		320	195	66	260	35	30	39	81.5	73	–	M30					H2315X	11.4
70	2 3/4	11 13/32	7 3/32	2 9/32	9 11/64	63/64	25/32	1 11/32	3 3/32	3 1/16	3 17/32	7/8	UKFL216	FL216	UK216		HE2316X	8.1
		290	180	58	233	25	20	34	78.5	78	90	M22					H2316X	8.1
	2 3/4	13 31/32	8 9/32	2 11/16	11 7/32	1 1/2	1 1/4	1 1/2	3 1/4	3 1/16	–	1 1/4	UKFL316	FL316	UK316		HE2316X	13.9
		355	210	68	285	38	32	38	82.5	78	–	M33					H2316X	13.9
75	3	12	7 15/32	2 15/32	9 49/64	63/64	7/8	1 27/64	3 1/4	3 7/32	3 25/32	7/8	UKFL217	FL217	UK217		H2317X	9.9
		305	190	63	248	25	22	36	82.5	82	96	M22					HE2317X	9.9
	3	14 9/16	8 21/32	2 29/32	11 13/16	1 1/2	1 1/4	1 47/64	3 5/8	3 7/32	–	1 1/4	UKFL317	FL317	UK317		H2317X	15.8
		370	220	74	300	38	32	44	92	82	–	M33					HE2317X	15.8
80	–	12 19/32	8 1/16	2 11/16	10 7/16	63/64	29/32	1 37/64	3 17/32	3 3/8	4 1/32	7/8	UKFL218	FL218	UK218		H2318X	12.2
		320	205	68	265	25	23	40	89.5	86	102	M22						
	–	15 5/32	9 1/4	3	12 13/32	1 1/2	1 13/32	1 47/64	3 5/8	3 3/8	–	1 1/4	UKFL318	FL318	UK318		H2318X	19.1
		385	235	76	315	38	36	44	92	86	–	M33						
85	3 1/4	15 15/16	9 27/32	3 11/16	12 63/64	1 39/64	1 9/16	2 21/64	4 3/8	3 17/32	–	1 3/8	UKFL319	FL319	UK319		HE2319X	24.9
		405	250	94	330	41	40	59	111	90	–	M36					H2319X	24.9
90	3 1/2	17 5/16	10 5/8	3 11/16	14 11/64	1 47/64	1 9/16	2 21/64	4 7/16	3 13/16	–	1 1/2	UKFL320	FL320	UK320		HE2320X	29.0
		440	270	94	360	44	40	59	113	97	–	M39					H2320X	29.0
100	4	18 1/2	11 13/16	3 25/32	15 23/64	1 47/64	1 21/32	2 23/64	4 23/32	4 1/8	–	1 1/2	UKFL322	FL322	UK322		H2322X	36.1
		470	300	96	390	44	42	60	120	105	–	M39					HE2322X	36.1
110	–	20 15/32	13	4 11/32	16 59/64	1 27/32	1 7/8	2 9/16	5 1/8	4 13/32	–	1 5/8	UKFL324	FL324	UK324		H2324X	51.9
		520	330	110	430	47	48	65	130.5	112	–	M42						