UC, SB, SB-RKP8, SU
Cylindrical bore (with set screws)
d 30 ~ 40 mm

UC SB SB-RKP8 SU

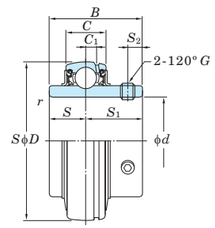

UC

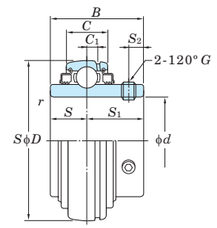

UC-L3

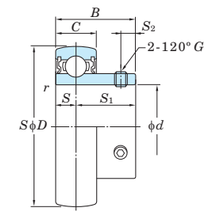

SB

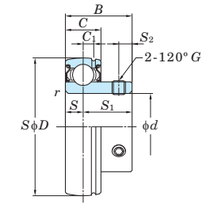

SB-RKP8

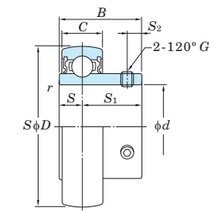

SU

Shaft Dia. d mm	Shaft Dia. d inch	Dimensions D mm	D inch	B mm	B inch	C mm	C inch	r (min.) mm	r (min.) inch	Basic Load Ratings kN C_r	C_{0r}	Factor f_0	Bearing No. Standard	L3 Type	Dimensions C_1 mm	C_1 inch	S mm	S inch	S_1 mm	S_1 inch	S_2 mm	S_2 inch	Set Screw Brg. Bore G mm	G inch	Mass kg
30	–	55	2.165	24.5	0.965	13	0.512	1	0.039	13.2	8.25	14.7	SU006	–	–	–	7.5	0.295	17	0.669	5.5	0.217	M5×0.5	–	0.15
		62	2.441	30	1.181	16	0.630	1	0.039	19.5	11.3	13.9	SB206	–	–	–	8	0.315	22	0.866	6	0.236	M6×0.75	–	0.27
		62	2.441	30	1.181	16	0.630	1	0.039	19.5	11.3	13.9	SB206RKP8	–	4.7	0.185	8	0.315	22	0.866	6	0.236	M6×0.75	–	0.31
		62	2.441	38.1	1.500	19	0.748	1	0.039	19.5	11.3	13.9	UC206	UC206L3	5	0.197	15.9	0.626	22.2	0.874	6	0.236	M6×0.75	–	0.32
		72	2.835	42.9	1.689	20	0.787	1	0.039	25.7	15.4	13.9	UCX06	UCX06L3	5.5	0.217	17.5	0.689	25.4	1.000	6.5	0.256	M8×1	–	0.58
		72	2.835	43	1.693	24	0.945	1.1	0.043	26.7	15.0	13.3	UC306	–	6.5	0.256	17	0.669	26	1.024	6	0.236	M6×0.75	–	0.56
–	1 3/16	62	2.441	30	1.181	16	0.630	1	0.039	19.5	11.3	13.9	SB206-19	–	–	–	8	0.315	22	0.866	6	0.236	–	1/4-28UNF	0.27
		62	2.441	30	1.181	16	0.630	1	0.039	19.5	11.3	13.9	SB206-19RKP8	–	4.7	0.185	8	0.315	22	0.866	6	0.236	–	1/4-28UNF	0.31
		62	2.441	38.1	1.500	19	0.748	1	0.039	19.5	11.3	13.9	UC206-19	UC206-19L3	5	0.197	15.9	0.626	22.2	0.874	6	0.236	–	1/4-28UNF	0.32
		72	2.835	42.9	1.689	20	0.787	1	0.039	25.7	15.4	13.9	UCX06-19	UCX06-19L3	5.5	0.217	17.5	0.689	25.4	1.000	6.5	0.256	–	5/16-24UNF	0.58
–	1 1/4	62	2.441	30	1.181	16	0.630	1	0.039	19.5	11.3	13.9	SB206-20	–	–	–	8	0.315	22	0.866	6	0.236	–	1/4-28UNF	0.27
		62	2.441	30	1.181	16	0.630	1	0.039	19.5	11.3	13.9	SB206-20RKP8	–	4.7	0.185	8	0.315	22	0.866	6	0.236	–	1/4-28UNF	0.31
		62	2.441	38.1	1.500	19	0.748	1	0.039	19.5	11.3	13.9	UC206-20	UC206-20L3	5	0.197	15.9	0.626	22.2	0.874	6	0.236	–	1/4-28UNF	0.30
		72	2.835	42.9	1.689	20	0.787	1	0.039	25.7	15.4	13.9	UCX06-20	UCX06-20L3	5.5	0.217	17.5	0.689	25.4	1.000	6.5	0.256	–	5/16-24UNF	0.55
–	1 1/4	72	2.835	32	1.260	17	0.669	1.1	0.043	25.7	15.4	13.9	SB207-20	–	–	–	8.5	0.335	23.5	0.925	6	0.236	–	1/4-28UNF	0.42
		72	2.835	32	1.260	17	0.669	1.1	0.043	25.7	15.4	13.9	SB207-20RKP8	–	5	0.197	8.5	0.335	23.5	0.925	6	0.236	–	1/4-28UNF	0.51
		72	2.835	42.9	1.689	20	0.787	1.1	0.043	25.7	15.4	13.9	UC207-20	UC207-20L3	5.5	0.217	17.5	0.689	25.4	1.000	6.5	0.256	–	5/16-24UNF	0.54
–	1 5/16	72	2.835	42.9	1.689	20	0.787	1.1	0.043	25.7	15.4	13.9	UC207-21	UC207-21L3	5.5	0.217	17.5	0.689	25.4	1.000	6.5	0.256	–	5/16-24UNF	0.51
–	1 3/8	72	2.835	32	1.260	17	0.669	1.1	0.043	25.7	15.4	13.9	SB207-22	–	–	–	8.5	0.335	23.5	0.925	6	0.236	–	1/4-28UNF	0.42
		72	2.835	32	1.260	17	0.669	1.1	0.043	25.7	15.4	13.9	SB207-22RKP8	–	5	0.197	8.5	0.335	23.5	0.925	6	0.236	–	1/4-28UNF	0.51
		72	2.835	42.9	1.689	20	0.787	1.1	0.043	25.7	15.4	13.9	UC207-22	UC207-22L3	5.5	0.217	17.5	0.689	25.4	1.000	6.5	0.256	–	5/16-24UNF	0.48
		80	3.150	49.2	1.937	21	0.827	1.1	0.043	29.1	17.8	14.0	UCX07-22	UCX07-22L3	6	0.236	19	0.748	30.2	1.189	8	0.315	–	5/16-24UNF	0.75
35	–	72	2.835	32	1.260	17	0.669	1.1	0.043	25.7	15.4	13.9	SB207	–	–	–	8.5	0.335	23.5	0.925	6	0.236	M6×0.75	–	0.42
		72	2.835	32	1.260	17	0.669	1.1	0.043	25.7	15.4	13.9	SB207RKP8	–	5	0.197	8.5	0.335	23.5	0.925	6	0.236	M6×0.75	–	0.51
		72	2.835	42.9	1.689	20	0.787	1.1	0.043	25.7	15.4	13.9	UC207	UC207L3	5.5	0.217	17.5	0.689	25.4	1.000	6.5	0.256	M8×1	–	0.48
		80	3.150	49.2	1.937	21	0.827	1.1	0.043	29.1	17.8	14.0	UCX07	UCX07L3	6	0.236	19	0.748	30.2	1.189	8	0.315	M8×1	–	0.75
		80	3.150	48	1.890	26	1.024	1.5	0.059	33.4	19.3	13.2	UC307	UC307L3	7.5	0.295	19	0.748	29	1.142	8	0.315	M8×1	–	0.71
–	1 7/16	72	2.835	32	1.260	17	0.669	1.1	0.043	25.7	15.4	13.9	SB207-23	–	–	–	8.5	0.335	23.5	0.925	6	0.236	–	1/4-28UNF	0.42
		72	2.835	32	1.260	17	0.669	1.1	0.043	25.7	15.4	13.9	SB207-23RKP8	–	5	0.197	8.5	0.335	23.5	0.925	6	0.236	–	1/4-28UNF	0.51
		72	2.835	42.9	1.689	20	0.787	1.1	0.043	25.7	15.4	13.9	UC207-23	UC207-23L3	5.5	0.217	17.5	0.689	25.4	1.000	6.5	0.256	–	5/16-24UNF	0.45
		80	3.150	49.2	1.937	21	0.827	1.1	0.043	29.1	17.8	14.0	UCX07-23	UCX07-23L3	6	0.236	19	0.748	30.2	1.189	8	0.315	–	5/16-24UNF	0.72
–	1 1/2	80	3.150	34	1.339	18	0.709	1.1	0.043	29.1	17.8	14.0	SB208-24	–	–	–	9	0.354	25	0.984	8	0.315	–	5/16-24UNF	0.60
		80	3.150	34	1.339	18	0.709	1.1	0.043	29.1	17.8	14.0	SB208-24RKP8	–	5.2	0.205	9	0.354	25	0.984	8	0.315	–	5/16-24UNF	0.65
		80	3.150	49.2	1.937	21	0.827	1.1	0.043	29.1	17.8	14.0	UC208-24	UC208-24L3	6	0.236	19	0.748	30.2	1.189	8	0.315	–	5/16-24UNF	0.68
		85	3.346	49.2	1.937	22	0.866	1.1	0.043	34.1	21.3	14.0	UCX08-24	UCX08-24L3	6	0.236	19	0.748	30.2	1.189	8	0.315	–	5/16-24UNF	0.87
		90	3.543	52	2.047	28	1.102	1.5	0.059	40.7	24.0	13.2	UC308-24	UC308-24L3	8	0.315	19	0.748	33	1.299	10	0.394	M10×1.25	–	1.05
–	1 9/16	80	3.150	49.2	1.937	21	0.827	1.1	0.043	29.1	17.8	14.0	UC208-25	UC208-25L3	6	0.236	19	0.748	30.2	1.189	8	0.315	–	5/16-24UNF	0.60
40	–	80	3.150	34	1.339	18	0.709	1.1	0.043	29.1	17.8	14.0	SB208	–	–	–	9	0.354	25	0.984	8	0.315	M8×1	–	0.60
		80	3.150	34	1.339	18	0.709	1.1	0.043	29.1	17.8	14.0	SB208RKP8	–	5.2	0.205	9	0.354	25	0.984	8	0.315	M8×1	–	0.65
		80	3.150	49.2	1.937	21	0.827	1.1	0.043	29.1	17.8	14.0	UC208	UC208L3	6	0.236	19	0.748	30.2	1.189	8	0.315	M8×1	–	0.64
		85	3.346	49.2	1.937	22	0.866	1.1	0.043	34.1	21.3	14.0	UCX08	UCX08L3	6	0.236	19	0.748	30.2	1.189	8	0.315	M8×1	–	0.83
		90	3.543	52	2.047	28	1.102	1.5	0.059	40.7	24.0	13.2	UC308	UC308L3	8	0.315	19	0.748	33	1.299	10	0.394	M10×1.25	–	1.00
–	1 5/8	85	3.346	49.2	1.937	22	0.866	1.1	0.043	34.1	21.3	14.0	UC209-26	UC209-26L3	6	0.236	19	0.748	30.2	1.189	8	0.315	–	5/16-24UNF	0.78
–	1 11/16	85	3.346	49.2	1.937	22	0.866	1.1	0.043	34.1	21.3	14.0	UC209-27	UC209-27L3	6	0.236	19	0.748	30.2	1.189	8	0.315	–	5/16-24UNF	0.74
		90	3.543	51.6	2.031	24	0.945	1.1	0.043	35.1	23.3	14.4	UCX09-27	UCX09-27L3	6	0.236	19	0.748	32.6	1.283	9	0.354	–	3/8-24UNF	0.93
–	1 3/4	85	3.346	49.2	1.937	22	0.866	1.1	0.043	34.1	21.3	14.0	UC209-28	UC209-28L3	6	0.236	19	0.748	30.2	1.189	8	0.315	–	5/16-24UNF	0.70
		90	3.543	51.6	2.031	24	0.945	1.1	0.043	35.1	23.3	14.4	UCX09-28	UCX09-28L3	6	0.236	19	0.748	32.6	1.283	9	0.354	–	3/8-24UNF	0.97
		100	3.937	57	2.244	30	1.181	1.5	0.059	48.9	29.5	13.3	UC309-28	UC309-28L3	8.5	0.335	22	0.866	35	1.378	10	0.394	M10×1.25	–	1.35

Remarks 1. SU type product is the clean series ball bearing for unit.
2. From UC201 to 205 are the double seal type products (L2).

UC, SB, SB-RKP8, SU
Cylindrical bore (with set screws)
d 45 ~ (75) mm

UC SB SB-RKP8 SU

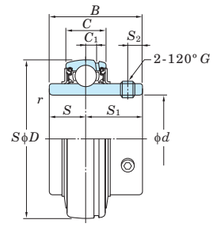

UC

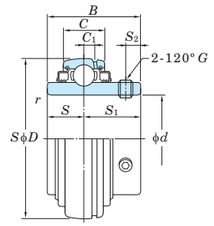

UC-L3

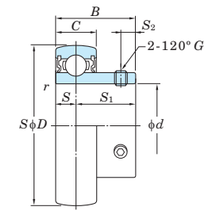

SB

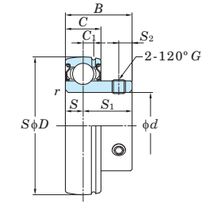

SB-RKP8

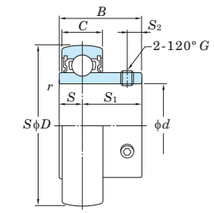

SU

Shaft Dia. d mm	Shaft Dia. d inch	Dimensions D mm	D inch	B mm	B inch	C mm	C inch	r (min.) mm	r (min.) inch	Basic Load Ratings kN C_r	C_{0r}	Factor f_0	Bearing No. Standard	L3 Type	Dimensions C_1 mm	C_1 inch	S mm	S inch	S_1 mm	S_1 inch	S_2 mm	S_2 inch	Set Screw Brg. Bore G mm	G inch	Mass kg
45	–	85	3.346	49.2	1.937	22	0.866	1.1	0.043	34.1	21.3	14.0	UC209	UC209L3	6	0.236	19	0.748	30.2	1.189	8	0.315	M8×1	–	0.68
		90	3.543	51.6	2.031	24	0.945	1.1	0.043	35.1	23.3	14.4	UCX09	UCX09L3	6	0.236	19	0.748	32.6	1.283	9	0.354	M10×1.25	–	0.95
		100	3.937	57	2.244	30	1.181	1.5	0.059	48.9	29.5	13.3	UC309	UC309L3	8.5	0.335	22	0.866	35	1.378	10	0.394	M10×1.25	–	1.33
–	1 7/8	90	3.543	51.6	2.031	24	0.945	1.1	0.043	35.1	23.3	14.4	UC210-30	UC210-30L3	6	0.236	19	0.748	32.6	1.283	9	0.354	–	3/8-24UNF	0.87
–	1 15/16	90	3.543	51.6	2.031	24	0.945	1.1	0.043	35.1	23.3	14.4	UC210-31	UC210-31L3	6	0.236	19	0.748	32.6	1.283	9	0.354	–	3/8-24UNF	0.82
		100	3.937	55.6	2.189	25	0.984	1.1	0.043	43.4	29.4	14.4	UCX10-31	UCX10-31L3	7	0.276	22.2	0.874	33.4	1.315	9	0.354	–	3/8-24UNF	1.32
50	–	90	3.543	51.6	2.031	24	0.945	1.1	0.043	35.1	23.3	14.4	UC210	UC210L3	6	0.236	19	0.748	32.6	1.283	9	0.354	M10×1.25	–	0.80
		100	3.937	55.6	2.189	25	0.984	1.1	0.043	43.4	29.4	14.4	UCX10	UCX10L3	7	0.276	22.2	0.874	33.4	1.315	9	0.354	M10×1.25	–	1.29
		110	4.331	61	2.402	32	1.260	2	0.079	62.0	38.3	13.2	UC310	UC310L3	9	0.354	22	0.866	39	1.535	12	0.472	M12×1.5	–	1.69
–	2	90	3.543	51.6	2.031	24	0.945	1.1	0.043	35.1	23.3	14.4	UC210-32	UC210-32L3	6	0.236	19	0.748	32.6	1.283	9	0.354	–	3/8-24UNF	0.78
		100	3.937	55.6	2.189	25	0.984	1.1	0.043	43.4	29.4	14.4	UCX10-32	UCX10-32L3	7	0.276	22.2	0.874	33.4	1.315	9	0.354	–	3/8-24UNF	1.26
–	2	100	3.937	55.6	2.189	25	0.984	1.5	0.059	43.4	29.4	14.4	UC211-32	UC211-32L3	7	0.276	22.2	0.874	33.4	1.315	9	0.354	–	3/8-24UNF	1.26
		120	4.724	66	2.598	34	1.339	2	0.079	71.6	45.0	13.2	UC311-32	UC311-32L3	10	0.394	25	0.984	41	1.614	12	0.472	M12×1.5	–	2.08
–	2 1/8	100	3.937	55.6	2.189	25	0.984	1.5	0.059	43.4	29.4	14.4	UC211-34	UC211-34L3	7	0.276	22.2	0.874	33.4	1.315	9	0.354	–	3/8-24UNF	1.15
55	–	100	3.937	55.6	2.189	25	0.984	1.5	0.059	43.4	29.4	14.4	UC211	UC211L3	7	0.276	22.2	0.874	33.4	1.315	9	0.354	M10×1.25	–	1.11
		110	4.331	65.1	2.563	27	1.063	1.5	0.059	52.4	36.2	14.4	UCX11	UCX11L3	7.5	0.295	25.4	1.000	39.7	1.563	10.5	0.413	M10×1.25	–	1.80
		120	4.724	66	2.598	34	1.339	2	0.079	71.6	45.0	13.2	UC311	UC311L3	10	0.394	25	0.984	41	1.614	12	0.472	M12×1.5	–	1.90
–	2 3/16	100	3.937	55.6	2.189	25	0.984	1.5	0.059	43.4	29.4	14.4	UC211-35	UC211-35L3	7	0.276	22.2	0.874	33.4	1.315	9	0.354	–	3/8-24UNF	1.09
		110	4.331	65.1	2.563	27	1.063	1.5	0.059	52.4	36.2	14.4	UCX11-35	UCX11-35L3	7.5	0.295	25.4	1.000	39.7	1.563	10.5	0.413	–	3/8-24UNF	1.78
		120	4.724	66	2.598	34	1.339	2	0.079	71.6	45.0	13.2	UC311-35	UC311-35L3	10	0.394	25	0.984	41	1.614	12	0.472	M12×1.5	–	1.67
–	2 1/4	110	4.331	65.1	2.563	27	1.063	1.5	0.059	52.4	36.2	14.4	UCX11-36	UCX11-36L3	7.5	0.295	25.4	1.000	39.7	1.563	10.5	0.413	–	3/8-24UNF	1.7
–	2 1/4	110	4.331	65.1	2.563	27	1.063	1.5	0.059	52.4	36.2	14.4	UC212-36	UC212-36L3	7.5	0.295	25.4	1.000	39.7	1.563	10.5	0.413	–	3/8-24UNF	1.67
60	–	110	4.331	65.1	2.563	27	1.063	1.5	0.059	52.4	36.2	14.4	UC212	UC212L3	7.5	0.295	25.4	1.000	39.7	1.563	10.5	0.413	M10×1.25	–	1.54
		120	4.724	65.1	2.563	28	1.102	1.5	0.059	57.2	40.1	14.4	UCX12	UCX12L3	7.5	0.295	25.4	1.000	39.7	1.563	12	0.472	M12×1.5	–	2.05
		130	5.118	71	2.795	36	1.417	2.1	0.083	81.9	52.2	13.2	UC312	UC312L3	11.5	0.453	26	1.024	45	1.772	12	0.472	M12×1.5	–	2.60
–	2 3/8	110	4.331	65.1	2.563	27	1.063	1.5	0.059	52.4	36.2	14.4	UC212-38	UC212-38L3	7.5	0.295	25.4	1.000	39.7	1.563	10.5	0.413	–	3/8-24UNF	1.52
–	2 7/16	110	4.331	65.1	2.563	27	1.063	1.5	0.059	52.4	36.2	14.4	UC212-39	UC212-39L3	7.5	0.295	25.4	1.000	39.7	1.563	10.5	0.413	–	3/8-24UNF	1.45
		120	4.724	65.1	2.563	28	1.102	1.5	0.059	57.2	40.1	14.4	UCX12-39	UCX12-39L3	7.5	0.295	25.4	1.000	39.7	1.563	12	0.472	–	1/2-20UNF	1.95
		130	5.118	71	2.795	36	1.417	2.1	0.083	81.9	52.2	13.2	UC312-39	UC312-39L3	11.5	0.453	26	1.024	45	1.772	12	0.472	M12×1.5	–	2.50
–	2 1/2	120	4.724	65.1	2.563	28	1.102	1.5	0.059	57.2	40.1	14.4	UC213-40	UC213-40L3	7.5	0.295	25.4	1.000	39.7	1.563	12	0.472	–	1/2-20UNF	1.94
		125	4.921	74.6	2.937	30	1.181	1.5	0.059	62.2	44.1	14.5	UCX13-40	UCX13-40L3	9	0.354	30.2	1.189	44.4	1.748	12	0.472	–	1/2-20UNF	2.61
		140	5.512	75	2.953	38	1.496	2.1	0.083	92.7	59.9	13.2	UC313-40	UC313-40L3	12	0.472	30	1.181	45	1.772	12	0.472	M12×1.5	–	3.24
65	–	120	4.724	65.1	2.563	28	1.102	1.5	0.059	57.2	40.1	14.4	UC213	UC213L3	7.5	0.295	25.4	1.000	39.7	1.563	12	0.472	M12×1.5	–	1.86
		125	4.921	74.6	2.937	30	1.181	1.5	0.059	62.2	44.1	14.5	UCX13	UCX13L3	9	0.354	30.2	1.189	44.4	1.748	12	0.472	M12×1.5	–	2.52
		140	5.512	75	2.953	38	1.496	2.1	0.083	92.7	59.9	13.2	UC313	UC313L3	12	0.472	30	1.181	45	1.772	12	0.472	M12×1.5	–	3.16
–	2 3/4	125	4.921	74.6	2.937	30	1.181	1.5	0.059	62.2	44.1	14.5	UC214-44	UC214-44L3	9	0.354	30.2	1.189	44.4	1.748	12	0.472	–	1/2-20UNF	2.06
		130	5.118	77.8	3.063	32	1.260	1.5	0.059	67.4	48.3	14.5	UCX14-44	UCX14-44L3	9	0.354	33.3	1.311	44.5	1.752	12	0.472	–	1/2-20UNF	2.75
		150	5.906	78	3.071	40	1.575	2.1	0.083	104	68.2	13.2	UC314-44	UC314-44L3	12.5	0.492	33	1.299	45	1.772	12	0.472	M12×1.5	–	3.91
70	–	125	4.921	74.6	2.937	30	1.181	1.5	0.059	62.2	44.1	14.5	UC214	UC214L3	9	0.354	30.2	1.189	44.4	1.748	12	0.472	M12×1.5	–	2.05
		130	5.118	77.8	3.063	32	1.260	1.5	0.059	67.4	48.3	14.5	UCX14	UCX14L3	9	0.354	33.3	1.311	44.5	1.752	12	0.472	M12×1.5	–	2.74
		150	5.906	78	3.071	40	1.575	2.1	0.083	104	68.2	13.2	UC314	UC314L3	12.5	0.492	33	1.299	45	1.772	12	0.472	M12×1.5	–	3.90
–	2 15/16	130	5.118	77.8	3.063	32	1.260	1.5	0.059	67.4	48.3	14.5	UC215-47	UC215-47L3	9	0.354	33.3	1.311	44.5	1.752	12	0.472	–	1/2-20UNF	2.23
		140	5.512	82.6	3.252	33	1.299	1.5	0.059	72.7	53.0	14.6	UCX15-47	UCX15-47L3	9	0.354	33.3	1.311	49.3	1.941	14	0.551	–	1/2-20UNF	3.43
		160	6.299	82	3.228	42	1.654	2.1	0.083	113	77.2	13.2	UC315-47	UC315-47L3	14.5	0.571	32	1.260	50	1.969	14	0.551	M14×1.5	–	4.72
75	–	130	5.118	77.8	3.063	32	1.260	1.5	0.059	67.4	48.3	14.5	UC215	UC215L3	9	0.354	33.3	1.311	44.5	1.752	12	0.472	M12×1.5	–	2.21
		140	5.512	82.6	3.252	33	1.299	1.5	0.059	72.7	53.0	14.6	UCX15	UCX15L3	9	0.354	33.3	1.311	49.3	1.941	14	0.551	M12×1.5	–	3.41
		160	6.299	82	3.228	42	1.654	2.1	0.083	113	77.2	13.2	UC315	UC315L3	14.5	0.571	32	1.260	50	1.969	14	0.551	M14×1.5	–	4.70
–	3	130	5.118	77.8	3.063	32	1.260	1.5	0.059	67.4	48.3	14.5	UC215-48	UC215-48L3	9	0.354	33.3	1.311	44.5	1.752	12	0.472	–	1/2-20UNF	2.12
		140	5.512	82.6	3.252	33	1.299	1.5	0.059	72.7	53.0	14.6	UCX15-48	UCX15-48L3	9	0.354	33.3	1.311	49.3	1.941	14	0.551	–	1/2-20UNF	3.32
		160	6.299	82	3.228	42	1.654	2.1	0.083	113	77.2	13.2	UC315-48	UC315-48L3	14.5	0.571	32	1.260	50	1.969	14	0.551	M14×1.5	–	4.61

Remarks 1. SU type product is the clean series ball bearing for unit.
2. From UC201 to 205 are the double seal type products (L2).

UC, SB, SB-RKP8, SU
Cylindrical bore (with set screws)
d (75) ~ 140 mm

UC SB SB-RKP8 SU

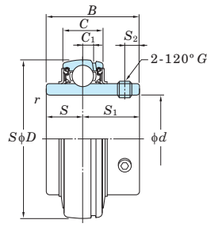

UC

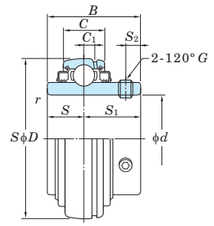

UC-L3

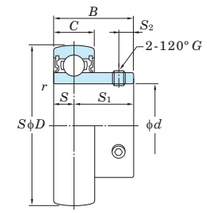

SB

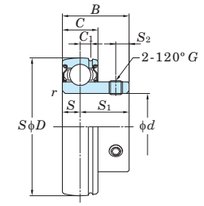

SB-RKP8

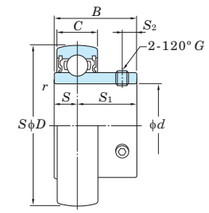

SU

Shaft Dia. d mm	Shaft Dia. d inch	Dimensions D mm	D inch	B mm	B inch	C mm	C inch	r (min.) mm	r (min.) inch	Basic Load Ratings kN C_r	C_{0r}	Factor f_0	Bearing No. Standard	L3 Type	Dimensions C_1 mm	C_1 inch	S mm	S inch	S_1 mm	S_1 inch	S_2 mm	S_2 inch	Set Screw Brg. Bore G mm	G inch	Mass kg
–	3 1/8	140	5.512	82.6	3.252	33	1.299	2	0.079	72.7	53.0	14.6	**UC216-50**	**UC216-50L3**	9	0.354	33.3	1.311	49.3	1.941	14	0.551	–	1/2-20UNF	2.84
80	–	140	5.512	82.6	3.252	33	1.299	2	0.079	72.7	53.0	14.6	**UC216**	**UC216L3**	9	0.354	33.3	1.311	49.3	1.941	14	0.551	M12×1.5	–	2.79
		150	5.906	85.7	3.374	35	1.378	2	0.079	84.0	61.9	14.5	**UCX16**	**UCX16L3**	10	0.394	34.1	1.343	51.6	2.031	14	0.551	M12×1.5	–	3.87
		170	6.693	86	3.386	44	1.732	2.1	0.083	123	86.7	13.3	**UC316**	**UC316L3**	15	0.591	34	1.339	52	2.047	14	0.551	M14×1.5	–	5.60
–	3 1/4	150	5.906	85.7	3.374	35	1.378	2	0.079	84.0	61.9	14.5	**UC217-52**	**UC217-52L3**	10	0.394	34.1	1.343	51.6	2.031	14	0.551	–	1/2-20UNF	3.66
85	–	150	5.906	85.7	3.374	35	1.378	2	0.079	84.0	61.9	14.5	**UC217**	**UC217L3**	10	0.394	34.1	1.343	51.6	2.031	14	0.551	M12×1.5	–	3.45
		160	6.299	96	3.780	38	1.496	2	0.079	96.1	71.5	14.5	**UCX17**	**UCX17L3**	11	0.433	39.7	1.563	56.3	2.217	15	0.591	M12×1.5	–	5.05
		180	7.087	96	3.780	46	1.811	3	0.118	133	96.8	13.3	**UC317**	**UC317L3**	15	0.591	40	1.575	56	2.205	16	0.630	M16×1.5	–	6.90
–	3 7/16	160	6.299	96	3.780	38	1.496	2	0.079	96.1	71.5	14.5	**UCX17-55**	**UCX17-55L3**	11	0.433	39.7	1.563	56.3	2.217	15	0.591	–	1/2-20UNF	4.80
–	3 1/2	160	6.299	96	3.780	38	1.496	2	0.079	96.1	71.5	14.5	**UC218-56**	**UC218-56L3**	11	0.433	39.7	1.563	56.3	2.217	15	0.591	–	1/2-20UNF	4.46
		190	7.480	96	3.780	48	1.890	3	0.118	143	107	13.3	**UC318-56**	**UC318-56L3**	15.5	0.610	40	1.575	56	2.205	16	0.630	M16×1.5	–	8.03
90	–	160	6.299	96	3.780	38	1.496	2	0.079	96.1	71.5	14.5	**UC218**	**UC218L3**	11	0.433	39.7	1.563	56.3	2.217	15	0.591	M12×1.5	–	4.35
		170	6.693	104	4.094	40	1.575	2	0.079	109	81.9	14.4	**UCX18**	–	11.5	0.453	42.9	1.689	61.1	2.406	16	0.630	M14×1.5	–	6.00
		190	7.480	96	3.780	48	1.890	3	0.118	143	107	13.3	**UC318**	**UC318L3**	15.5	0.610	40	1.575	56	2.205	16	0.630	M16×1.5	–	7.87
95	–	200	7.874	103	4.055	50	1.969	3	0.118	153	119	13.3	**UC319**	**UC319L3**	16.5	0.650	41	1.614	62	2.441	18	0.709	M16×1.5	–	8.91
100	–	190	7.480	117.5	4.626	43	1.693	2.1	0.083	133	105	14.4	**UCX20**	–	13	0.512	49.2	1.937	68.3	2.689	18	0.709	M16×1.5	–	8.56
		215	8.465	108	4.252	54	2.126	3	0.118	173	141	13.2	**UC320**	**UC320L3**	18	0.709	42	1.654	66	2.598	20	0.787	M18×1.5	–	11.2
–	3 15/16	190	7.480	117.5	4.626	43	1.693	2.1	0.083	133	105	14.4	**UCX20-63**	–	13	0.512	49.2	1.937	68.3	2.689	18	0.709	–	5/8-18UNF	8.56
		215	8.465	108	4.252	54	2.126	3	0.118	173	141	13.2	**UC320-63**	**UC320-63L3**	18	0.709	42	1.654	66	2.598	20	0.787	M18×1.5	–	11.2
–	4	190	7.480	117.5	4.626	43	1.693	2.1	0.083	133	105	14.4	**UCX20-64**	–	13	0.512	49.2	1.937	68.3	2.689	18	0.709	–	5/8-18UNF	8.33
		215	8.465	108	4.252	54	2.126	3	0.118	173	141	13.2	**UC320-64**	**UC320-64L3**	18	0.709	42	1.654	66	2.598	20	0.787	M18×1.5	–	11.0
105	–	225	8.858	112	4.409	56	2.205	3	0.118	184	153	13.2	**UC321**	–	19	0.748	44	1.732	68	2.677	20	0.787	M18×1.5	–	12.7
110		240	9.449	117	4.606	60	2.362	3	0.118	205	180	13.2	**UC322**	**UC322L3**	20	0.787	46	1.811	71	2.795	20	0.787	M18×1.5	–	15.1
120		260	10.236	126	4.961	64	2.520	3	0.118	207	185	13.5	**UC324**	**UC324L3**	21	0.827	51	2.008	75	2.953	20	0.787	M18×1.5	–	19.0
130		280	11.024	135	5.315	68	2.677	4	0.157	229	214	13.6	**UC326**	**UC326L3**	22	0.866	54	2.126	81	3.189	20	0.787	M20×1.5	–	23.6
140		300	11.811	145	5.709	72	2.835	4	0.157	253	246	13.6	**UC328**	**UC328L3**	23	0.906	59	2.323	86	3.386	20	0.787	M20×1.5	–	29.4

Remarks 1. SU type product is the clean series ball bearing for unit.
2. From UC201 to 205 are the double seal type products (L2).