SA, SA-F, NA
Cylindrical bore
(with eccentric locking collar)
d (30) ~ 60 mm

SA SA-F NA

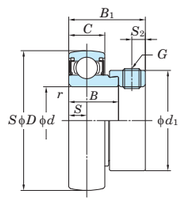

SA

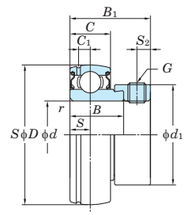

SA-F

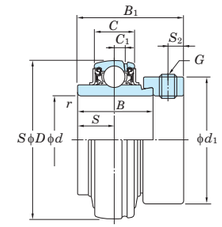

NA

Shaft Dia d mm	Shaft Dia d inch	Dimensions D mm	D inch	B mm	B inch	B_1 mm	B_1 inch	C mm	C inch	r (min.) mm	r (min.) inch	Basic Load Ratings kN C_r	C_{0r}	Factor f_0	Bearing No.	Dimensions C_1 mm	C_1 inch	S mm	S inch	S_2 mm	S_2 inch	d_1 mm	d_1 inch	Set Screw Brg.Bore mm	inch	Mass kg
–	1 3/8	72	2.835	23	0.906	36.5	1.437	17	0.669	1.1	0.043	25.7	15.4	13.9	**SA207-22**	–	–	8.5	0.335	6.8	0.268	55.6	2.189	–	5/16-24UNF	0.5
		72	2.835	25.4	1.000	38.9	1.531	19	0.748	1.1	0.043	25.7	15.4	13.9	**SA207-22F**	5.5	0.217	9.5	0.335	6.8	0.268	55.6	2.189	–	5/16-24UNF	0.57
		72	2.835	37.6	1.480	51.1	2.012	20	0.787	1.1	0.043	25.7	15.4	13.9	**NA207-22**	5.5	0.217	18.8	0.740	6.8	0.268	55.6	2.189	–	5/16-24UNF	0.61
35	–	72	2.835	23	0.906	36.5	1.437	17	0.669	1.1	0.043	25.7	15.4	13.9	**SA207**	–	–	8.5	0.335	6.8	0.268	55.6	2.189	M8×1	–	0.5
		72	2.835	25.4	1.000	38.9	1.531	19	0.748	1.1	0.043	25.7	15.4	13.9	**SA207F**	5.5	0.217	9.5	0.335	6.8	0.268	55.6	2.189	M8×1	–	0.57
		72	2.835	37.6	1.480	51.1	2.012	20	0.787	1.1	0.043	25.7	15.4	13.9	**NA207**	5.5	0.217	18.8	0.740	6.8	0.268	55.6	2.189	M8×1	–	0.61
–	1 7/16	72	2.835	23	0.906	36.5	1.437	17	0.669	1.1	0.043	25.7	15.4	13.9	**SA207-23**	–	–	8.5	0.335	6.8	0.268	55.6	2.189	–	5/16-24UNF	0.5
		72	2.835	25.4	1.000	38.9	1.531	19	0.748	1.1	0.043	25.7	15.4	13.9	**SA207-23F**	5.5	0.217	9.5	0.335	6.8	0.268	55.6	2.189	–	5/16-24UNF	0.57
		72	2.835	37.6	1.480	51.1	2.012	20	0.787	1.1	0.043	25.7	15.4	13.9	**NA207-23**	5.5	0.217	18.8	0.740	6.8	0.268	55.6	2.189	–	5/16-24UNF	0.58
		80	3.150	38.1	1.500	52.1	2.051	26	1.024	1.5	0.059	33.4	19.3	13.2	**NA307-23**	7.5	0.295	18.3	0.720	6.8	0.268	55.6	2.189	–	5/16-24UNF	0.81
–	1 1/2	80	3.150	27	1.063	40.5	1.595	18	0.709	1.1	0.043	29.1	17.8	14.0	**SA208-24**	–	–	9	0.354	6.8	0.268	60.3	2.374	–	5/16-24UNF	0.67
		80	3.150	30.2	1.189	43.7	1.720	22	0.866	1.1	0.043	29.1	17.8	14.0	**SA208-24F**	6.2	0.244	11	0.433	6.8	0.268	60.3	2.374	–	5/16-24UNF	0.75
		80	3.150	42.8	1.685	56.3	2.217	21	0.827	1.1	0.043	29.1	17.8	14.0	**NA208-24**	6	0.236	21.4	0.843	6.8	0.268	60.3	2.374	–	5/16-24UNF	0.83
		90	3.543	41.3	1.626	57.6	2.268	28	1.102	1.5	0.059	40.7	24.0	13.2	**NA308-24**	8	0.315	19.6	0.772	8	0.315	63.5	2.500	–	3/8-24UNF	1.19
–	1 9/16	80	3.150	27	1.063	40.5	1.595	18	0.709	1.1	0.043	29.1	17.8	14.0	**SA208-25**	–	–	9	0.354	6.8	0.268	60.3	2.374	–	5/16-24UNF	0.67
		80	3.150	30.2	1.189	43.7	1.720	22	0.866	1.1	0.043	29.1	17.8	14.0	**SA208-25F**	6.2	0.244	11	0.433	6.8	0.268	60.3	2.374	–	5/16-24UNF	0.75
		80	3.150	42.8	1.685	56.3	2.217	21	0.827	1.1	0.043	29.1	17.8	14.0	**NA208-25**	6	0.236	21.4	0.843	6.8	0.268	60.3	2.374	–	5/16-24UNF	0.79
40	–	80	3.150	27	1.063	40.5	1.595	18	0.709	1.1	0.043	29.1	17.8	14.0	**SA208**	–	–	9	0.354	6.8	0.268	60.3	2.374	M8×1	–	0.67
		80	3.150	30.2	1.189	43.7	1.720	22	0.866	1.1	0.043	29.1	17.8	14.0	**SA208F**	6.2	0.244	11	0.433	6.8	0.268	60.3	2.374	M8×1	–	0.75
		80	3.150	42.8	1.685	56.3	2.217	21	0.827	1.1	0.043	29.1	17.8	14.0	**NA208**	6	0.236	21.4	0.843	6.8	0.268	60.3	2.374	M8×1	–	0.78
–	1 5/8	85	3.346	30.2	1.189	43.7	1.720	22	0.866	1.1	0.043	34.1	21.3	14.0	**SA209-26F**	6	0.236	11	0.433	6.8	0.268	63.5	2.500	–	5/16-24UNF	0.82
		85	3.346	42.8	1.685	56.3	2.217	22	0.866	1.1	0.043	34.1	21.3	14.0	**NA209-26**	6	0.236	21.4	0.843	6.8	0.268	63.5	2.500	–	5/16-24UNF	0.96
–	1 11/16	85	3.346	30.2	1.189	43.7	1.720	22	0.866	1.1	0.043	34.1	21.3	14.0	**SA209-27F**	6	0.236	11	0.433	6.8	0.268	63.5	2.500	–	5/16-24UNF	0.82
		85	3.346	42.8	1.685	56.3	2.217	22	0.866	1.1	0.043	34.1	21.3	14.0	**NA209-27**	6	0.236	21.4	0.843	6.8	0.268	63.5	2.500	–	5/16-24UNF	0.91
		100	3.937	42.9	1.689	58.7	2.311	30	1.181	1.5	0.059	48.9	29.5	13.3	**NA309-27**	8.5	0.335	19.8	0.780	8	0.315	69.8	2.748	–	3/8-24UNF	1.47
–	1 3/4	85	3.346	30.2	1.189	43.7	1.720	22	0.866	1.1	0.043	34.1	21.3	14.0	**SA209-28F**	6	0.236	11	0.433	6.8	0.268	63.5	2.500	–	5/16-24UNF	0.82
		85	3.346	42.8	1.685	56.3	2.217	22	0.866	1.1	0.043	34.1	21.3	14.0	**NA209-28**	6	0.236	21.4	0.843	6.8	0.268	63.5	2.500	–	5/16-24UNF	0.87
45	–	85	3.346	30.2	1.189	43.7	1.720	22	0.866	1.1	0.043	34.1	21.3	14.0	**SA209F**	6	0.236	11	0.433	6.8	0.268	63.5	2.500	M8×1	–	0.82
		85	3.346	42.8	1.685	56.3	2.217	22	0.866	1.1	0.043	34.1	21.3	14.0	**NA209**	6	0.236	21.4	0.843	6.8	0.268	63.5	2.500	M8×1	–	0.85
–	1 7/8	90	3.543	30.2	1.189	43.7	1.720	22	0.866	1.1	0.043	35.1	23.3	14.4	**SA210-30F**	6.6	0.260	11	0.433	6.8	0.268	69.9	2.752	–	5/16-24UNF	0.85
		90	3.543	49.2	1.937	62.7	2.469	24	0.945	1.1	0.043	35.1	23.3	14.4	**NA210-30**	6	0.236	24.6	0.969	6.8	0.268	69.9	2.752	–	5/16-24UNF	1.08
–	1 15/16	90	3.543	30.2	1.189	43.7	1.720	22	0.866	1.1	0.043	35.1	23.3	14.4	**SA210-31F**	6.6	0.260	11	0.433	6.8	0.268	69.9	2.752	–	5/16-24UNF	0.85
		90	3.543	49.2	1.937	62.7	2.469	24	0.945	1.1	0.043	35.1	23.3	14.4	**NA210-31**	6	0.236	24.6	0.969	6.8	0.268	69.9	2.752	–	5/16-24UNF	1.04
		110	4.331	49.2	1.937	66.6	2.622	32	1.260	2	0.079	62.0	38.3	13.2	**NA310-31**	9	0.354	24.6	0.969	8.7	0.343	76.2	3.000	–	3/8-24UNF	1.95
50	–	90	3.543	30.2	1.189	43.7	1.720	22	0.866	1.1	0.043	35.1	23.3	14.4	**SA210F**	6.6	0.260	11	0.433	6.8	0.268	69.9	2.752	M8×1	–	0.85
		90	3.543	49.2	1.937	62.7	2.469	24	0.945	1.1	0.043	35.1	23.3	14.4	**NA210**	6	0.236	24.6	0.969	6.8	0.268	69.9	2.752	M8×1	–	1.01
–	2	90	3.543	49.2	1.937	62.7	2.469	24	0.945	1.1	0.043	35.1	23.3	14.4	**NA210-32**	6	0.236	24.6	0.969	6.8	0.268	69.9	2.752	–	5/16-24UNF	0.99
		100	3.937	32.4	1.276	48.3	1.902	24	0.945	1.5	0.059	43.4	29.4	14.4	**SA211-32F**	7	0.276	12	0.472	8	0.315	76.2	3.000	–	3/8-24UNF	1.2
		100	3.937	55.5	2.185	71.4	2.811	25	0.984	1.5	0.059	43.4	29.4	14.4	**NA211-32**	7	0.276	27.8	1.094	8	0.315	76.2	3.000	–	3/8-24UNF	1.58
–	2 1/8	100	3.937	32.4	1.276	48.3	1.902	24	0.945	1.5	0.059	43.4	29.4	14.4	**SA211-34F**	7	0.276	12	0.472	8	0.315	76.2	3.000	–	3/8-24UNF	1.2
		100	3.937	55.5	2.185	71.4	2.811	25	0.984	1.5	0.059	43.4	29.4	14.4	**NA211-34**	7	0.276	27.8	1.094	8	0.315	76.2	3.000	–	3/8-24UNF	1.49
55	–	100	3.937	32.4	1.276	48.3	1.902	24	0.945	1.5	0.059	43.4	29.4	14.4	**SA211F**	7	0.276	12	0.472	8	0.315	76.2	3.000	M10×1.25	–	1.2
		100	3.937	55.5	2.185	71.4	2.811	25	0.984	1.5	0.059	43.4	29.4	14.4	**NA211**	7	0.276	27.8	1.094	8	0.315	76.2	3.000	M10×1.25	–	1.39
–	2 3/16	100	3.937	32.4	1.276	48.3	1.902	24	0.945	1.5	0.059	43.4	29.4	14.4	**SA211-35F**	7	0.276	12	0.472	8	0.315	76.2	3.000	–	3/8-24UNF	1.2
		100	3.937	55.5	2.185	71.4	2.811	25	0.984	1.5	0.059	43.4	29.4	14.4	**NA211-35**	7	0.276	27.8	1.094	8	0.315	76.2	3.000	–	3/8-24UNF	1.36
		120	4.724	55.6	2.189	73	2.874	34	1.339	2	0.079	71.6	45.0	13.2	**NA311-35**	10	0.394	27.8	1.094	8.7	0.343	82.5	3.248	–	3/8-24UNF	2.2
60	2 1/4	110	4.331	61.9	2.437	77.8	3.063	27	1.063	1.5	0.059	52.4	36.2	14.4	**NA212-36**	7.5	0.295	31	1.220	8	0.315	84.2	3.315	–	3/8-24UNF	2.03
		110	4.331	61.9	2.437	77.8	3.063	27	1.063	1.5	0.059	52.4	36.2	14.4	**NA212**	7.5	0.295	31	1.220	8	0.315	84.2	3.315	M10×1.25	–	1.87
	2 7/16	130	5.118	61.9	2.437	79.3	3.122	36	1.417	2.1	0.083	81.9	52.2	13.2	**NA312-39**	11.5	0.453	31	1.220	8.7	0.343	88.9	3.500	–	3/8-24UNF	3

SA, SA-F, NA
Cylindrical bore
(with eccentric locking collar)
d 65 ~ 75 mm

SA SA-F NA

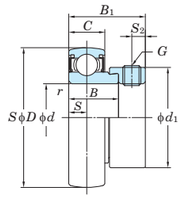

SA

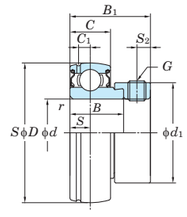

SA-F

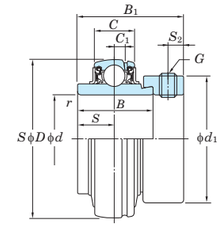

NA

Shaft Dia d mm	Shaft Dia d inch	Dimensions D mm	D inch	B mm	B inch	B_1 mm	B_1 inch	C mm	C inch	r (min.) mm	r (min.) inch	Basic Load Ratings kN C_r	C_{0r}	Factor f_0	Bearing No.	Dimensions C_1 mm	C_1 inch	S mm	S inch	S_2 mm	S_2 inch	d_1 mm	d_1 inch	Set Screw Brg.Bore mm	inch	Mass kg
65	2 1/2	120	4.724	68.2	2.685	85.7	3.374	28	1.102	1.5	0.059	57.2	40.1	14.4	**NA213-40**	7.5	0.295	34.1	1.343	8.5	0.335	92	3.622	–	3/8-24UNF	2.51
		120	4.724	68.2	2.685	85.7	3.374	28	1.102	1.5	0.059	57.2	40.1	14.4	**NA213**	7.5	0.295	34.1	1.343	8.5	0.335	92	3.622	M10×1.25	–	2.45
70	2 11/16	150	5.906	68.3	2.689	92.1	3.626	40	1.575	2.1	0.083	104	68.2	13.2	**NA314-43**	12.5	0.492	34.1	1.343	11.9	0.469	101.6	4.000	–	1/2-20UNF	4.7
	2 3/4	125	4.921	68.2	2.685	85.7	3.374	30	1.181	1.5	0.059	62.2	44.1	14.5	**NA214-44**	9	0.354	34.1	1.343	8.5	0.335	97	3.819	–	3/8-24UNF	2.94
		125	4.921	68.2	2.685	85.7	3.374	30	1.181	1.5	0.059	62.2	44.1	14.5	**NA214**	9	0.354	34.1	1.343	8.5	0.335	97	3.819	M10×1.25	–	2.92
75	2 15/16	160	6.299	74.6	2.937	100	3.937	42	1.654	2.1	0.083	113	77.2	13.2	**NA315-47**	14.5	0.571	37.3	1.469	12.7	0.500	112.7	4.437	–	5/8-18UNF	5.8
		130	5.118	74.6	2.937	92.1	3.626	32	1.260	1.5	0.059	67.4	48.3	14.5	**NA215**	9	0.354	37.3	1.469	8.5	0.335	102	4.016	M10×1.25	–	2.74
	3	130	5.118	74.6	2.937	92.1	3.626	32	1.260	1.5	0.059	67.4	48.3	14.5	**NA215-48**	9	0.354	37.3	1.469	8.5	0.335	102	4.016	–	3/8-24UNF	2.72