MACHINED TYPE NEEDLE ROLLER BEARINGS

With Inner Ring

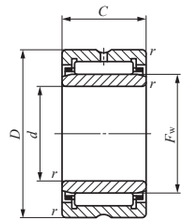

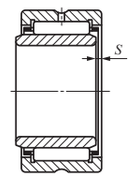

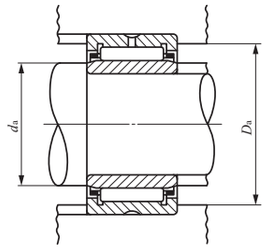

NA49 TAFI
NA69 ($d \leqq 30$)

Shaft dia. 5 — 12mm

Shaft dia. mm	Identification number: NA 49	NA 69	NA 48	TAFI	TRI	GTRI	Mass (Ref.) g	d
5	**NA 495**	—	—	—	—	—	7.3	5
	—	—	—	**TAFI 51512**	—	—	11.9	5
	—	—	—	**TAFI 51516**	—	—	16.7	5
6	**NA 496**	—	—	—	—	—	9.1	6
	—	—	—	**TAFI 61612**	—	—	13	6
	—	—	—	**TAFI 61616**	—	—	17.5	6
7	**NA 497**	—	—	—	—	—	11.2	7
	—	—	—	**TAFI 71712**	—	—	14.3	7
	—	—	—	**TAFI 71716**	—	—	19.2	7
8	**NA 498**	—	—	—	—	—	15	8
9	—	—	—	**TAFI 91912**	—	—	16.7	9
	—	—	—	**TAFI 91916**	—	—	22.5	9
	NA 499	—	—	—	—	—	16.7	9
10	**NA 4900**	—	—	—	—	—	24	10
	—	—	—	**TAFI 102216**	—	—	30	10
	—	—	—	**TAFI 102220**	—	—	38	10
12	**NA 4901**	—	—	—	—	—	26.5	12
	—	—	—	**TAFI 122416**	—	—	33.5	12
	—	—	—	**TAFI 122420**	—	—	42.5	12
	—	**NA 6901**	—	—	—	—	44.5	12

Boundary dimensions mm: D	C	B	$r_{s\,min}$ (1)	F_w	S (2)	Standard mounting dimensions mm: d_a Min.	d_a Max.	D_a Max.	Basic dynamic load rating C N	Basic static load rating C_0 N	Allowable rotational speed(3) min⁻¹	Assembled inner ring
13	10	—	0.15	7	0.5	6.2	6.7	11.8	2 960	2 690	60 000	**LRT 5710**
15	12	—	0.2	8	0.5	6.6	7.7	13.4	5 060	4 690	50 000	**LRT 5812**
15	16	—	0.2	8	0.5	6.6	7.7	13.4	7 080	7 220	50 000	**LRT 5816**
15	10	—	0.15	8	0.5	7.2	7.7	13.8	3 960	3 420	50 000	**LRT 6810**
16	12	—	0.2	9	0.5	7.6	8.7	14.4	5 490	5 330	45 000	**LRT 6912**
16	16	—	0.2	9	0.5	7.6	8.7	14.4	7 680	8 210	45 000	**LRT 6916**
17	10	—	0.15	9	0.5	8.2	8.7	15.8	4 530	3 650	45 000	**LRT 7910**
17	12	—	0.2	10	0.5	8.6	9.7	15.4	5 880	5 970	40 000	**LRT 71012**
17	16	—	0.2	10	0.5	8.6	9.7	15.4	8 230	9 190	40 000	**LRT 71016**
19	11	—	0.2	10	0.5	9.6	9.9	17.4	6 180	5 030	40 000	**LRT 81011**
19	12	—	0.3	12	0.5	11	11.5	17	6 610	7 260	35 000	**LRT 91212**
19	16	—	0.3	12	0.5	11	11.5	17	9 250	11 200	35 000	**LRT 91216**
20	11	—	0.3	12	0.5	11	11.5	18	6 600	6 310	35 000	**LRT 91211**
22	13	—	0.3	14	0.5	12	13	20	9 230	10 100	30 000	**LRT 101413**
22	16	—	0.3	14	0.5	12	13	20	11 700	13 700	30 000	**LRT 101416**
22	20	—	0.3	14	0.5	12	13	20	14 800	18 600	30 000	**LRT 101420**
24	13	—	0.3	16	0.5	14	15	22	9 660	11 100	25 000	**LRT 121613**
24	16	—	0.3	16	0.5	14	15	22	12 300	15 100	25 000	**LRT 121616**
24	20	—	0.3	16	0.5	14	15	22	15 500	20 400	25 000	**LRT 121620**
24	22	—	0.3	16	0.5	14	15	22	17 100	23 000	25 000	**LRT 121622**

Notes(1) Minimum allowable value of chamfer dimension r
(2) Allowable axial shift amount of inner ring to outer ring
(3) Allowable rotational speed applies to oil lubrication. For grease lubrication, a maximum of 60% of this value is allowable.
Remarks1. TAFI series with a bore diameter d of 22 mm or less have no oil hole. In others, the outer ring has an oil groove and an oil hole.
2. No grease is prepacked. Perform proper lubrication.

1N=0.102kgf=0.2248lbs.
1mm=0.03937inch

MACHINED TYPE NEEDLE ROLLER BEARINGS

With Inner Ring

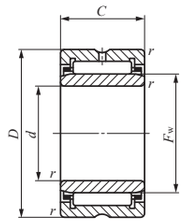

NA49 TAFI
NA69 ($d \leqq 30$)

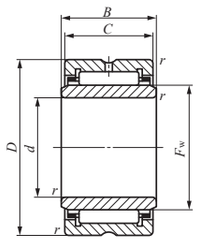

TRI

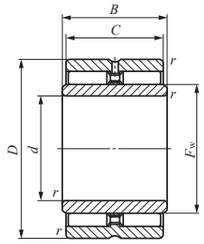

GTRI

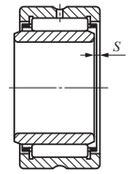

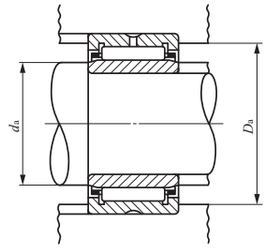

Shaft dia. 15 — 22mm

Shaft dia. mm	Identification number: NA 49	NA 69	NA 48	TAFI	TRI	GTRI	Mass (Ref.) g	d
15	—	—	—	**TAFI 152716**	—	—	39.5	15
	—	—	—	**TAFI 152720**	—	—	50	15
	NA 4902	—	—	—	—	—	35	15
	—	**NA 6902**	—	—	—	—	61	15
	—	—	—	—	**TRI 153320**	—	81	15
	—	—	—	—	—	**GTRI 153320**	90.5	15
17	—	—	—	**TAFI 172916**	—	—	43.5	17
	—	—	—	**TAFI 172920**	—	—	54	17
	NA 4903	—	—	—	—	—	39	17
	—	**NA 6903**	—	—	—	—	67	17
	—	—	—	—	**TRI 173425**	—	104	17
	—	—	—	—	—	**GTRI 173425**	117	17
20	—	—	—	**TAFI 203216**	—	—	48.5	20
	—	—	—	**TAFI 203220**	—	—	61	20
	NA 4904	—	—	—	—	—	78.5	20
	—	**NA 6904**	—	—	—	—	136	20
	—	—	—	—	**TRI 203820**	—	99	20
	—	—	—	—	**TRI 203825**	—	124	20
	—	—	—	—	—	**GTRI 203820**	110	20
	—	—	—	—	—	**GTRI 203825**	138	20
22	—	—	—	**TAFI 223416**	—	—	52	22
	—	—	—	**TAFI 223420**	—	—	67.5	22
	NA 49/22	—	—	—	—	—	87	22
	—	**NA 69/22**	—	—	—	—	152	22

Boundary dimensions mm: D	C	B	$r_{s\,min}$ (1)	F_w	S (2)	Standard mounting dimensions mm: d_a Min.	d_a Max.	D_a Max.	Basic dynamic load rating C N	Basic static load rating C_0 N	Allowable rotational speed(3) min⁻¹	Assembled inner ring
27	16	—	0.3	19	0.5	17	18	25	14 000	18 700	20 000	**LRT 151916**
27	20	—	0.3	19	0.5	17	18	25	17 700	25 300	20 000	**LRT 151920**
28	13	—	0.3	20	0.3	17	19	26	10 900	13 800	20 000	**LRT 152013**
28	23	—	0.3	20	0.3	17	19	26	19 300	28 800	20 000	**LRT 152023**
33	20	20.5	0.3	20	0.3	17	19	31	24 300	26 500	20 000	**LRT 152020**
33	20	20.5	0.3	20	—	17	19	31	29 200	37 200	7 500	**LRTZ 152020**
29	16	—	0.3	21	0.5	19	20	27	14 400	20 000	19 000	**LRT 172116**
29	20	—	0.3	21	0.5	19	20	27	18 200	27 100	19 000	**LRT 172120**
30	13	—	0.3	22	0.3	19	21	28	11 700	15 600	18 000	**LRT 172213**
30	23	—	0.3	22	0.3	19	21	28	20 800	32 500	18 000	**LRT 172223**
34	25	25.5	0.3	22	0.5	19	21	32	29 100	36 800	18 000	**LRT 172225**
34	25	25.5	0.3	22	—	19	21	32	37 900	57 800	7 000	**LRTZ 172225**
32	16	—	0.3	24	0.5	22	23	30	15 300	22 500	17 000	**LRT 202416**
32	20	—	0.3	24	0.5	22	23	30	19 400	30 500	17 000	**LRT 202420**
37	17	—	0.3	25	0.5	22	24	35	21 000	25 000	16 000	**LRT 202517**
37	30	—	0.3	25	0.5	22	24	35	35 400	48 900	16 000	**LRT 202530**
38	20	20.5	0.3	25	0.3	22	24	36	28 900	35 000	16 000	**LRT 202520**
38	25	25.5	0.3	25	0.5	22	24	36	34 800	44 400	16 000	**LRT 202525**
38	20	20.5	0.3	25	—	22	24	36	33 300	46 500	6 000	**LRTZ 202520**
38	25	25.5	0.3	25	—	22	24	36	42 400	63 700	6 000	**LRTZ 202525**
34	16	—	0.3	26	0.5	24	25	32	16 300	24 900	15 000	**LRT 222616**
34	20	—	0.3	26	0.5	24	25	32	20 600	33 800	15 000	**LRT 222620**
39	17	—	0.3	28	1	24	27	37	21 400	28 900	14 000	**LRT 222817**
39	30	—	0.3	28	0.5	24	27	37	36 300	56 900	14 000	**LRT 222830**

Notes(1) Minimum allowable value of chamfer dimension r
(2) Allowable axial shift amount of inner ring to outer ring
(3) Allowable rotational speed applies to oil lubrication. For grease lubrication, a maximum of 60% of this value is allowable.
Remarks1. TAFI series with a bore diameter d of 22 mm or less have no oil hole. In others, the outer ring has an oil groove and an oil hole.
2. No grease is prepacked. Perform proper lubrication.

1N=0.102kgf=0.2248lbs.
1mm=0.03937inch

MACHINED TYPE NEEDLE ROLLER BEARINGS

With Inner Ring

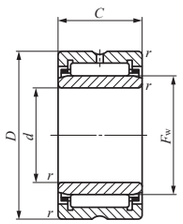

NA49 TAFI
NA69 ($d \leqq 30$)

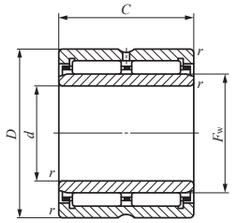

NA69

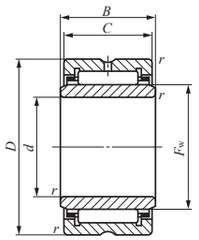

TRI

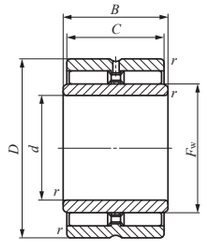

GTRI

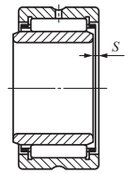

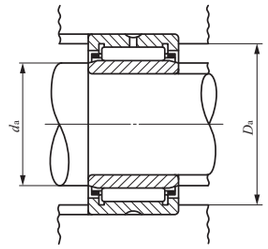

Shaft dia. 25 — 32mm

Shaft dia. mm	Identification number: NA 49	NA 69	NA 48	TAFI	TRI	GTRI	Mass (Ref.) g	d
25	—	—	—	**TAFI 253820**	—	—	82	25
	—	—	—	**TAFI 253830**	—	—	123	25
	NA 4905	—	—	—	—	—	92.5	25
	—	**NA 6905**	—	—	—	—	160	25
	—	—	—	—	**TRI 254425**	—	157	25
	—	—	—	—	—	**GTRI 254425**	175	25
28	—	—	—	**TAFI 284220**	—	—	96.5	28
	—	—	—	**TAFI 284230**	—	—	145	28
	NA 49/28	—	—	—	—	—	101	28
	—	**NA 69/28**	—	—	—	—	176	28
	—	—	—	—	—	**GTRI 284530**	196	28
30	—	—	—	**TAFI 304520**	—	—	112	30
	—	—	—	**TAFI 304530**	—	—	171	30
	NA 4906	—	—	—	—	—	106	30
	—	**NA 6906**	—	—	—	—	184	30
	—	—	—	—	**TRI 304830**	—	199	30
	—	—	—	—	—	**GTRI 304830**	225	30
32	—	—	—	**TAFI 324720**	—	—	121	32
	—	—	—	**TAFI 324730**	—	—	180	32
	NA 49/32	—	—	—	—	—	165	32
	—	—	—	—	**TRI 325230**	—	245	32
	—	**NA 69/32**	—	—	—	—	295	32
	—	—	—	—	—	**GTRI 325230**	270	32

Boundary dimensions mm: D	C	B	$r_{s\,min}$ (1)	F_w	S (2)	Standard mounting dimensions mm: d_a Min.	d_a Max.	D_a Max.	Basic dynamic load rating C N	Basic static load rating C_0 N	Allowable rotational speed(3) min⁻¹	Assembled inner ring
38	20	—	0.3	29	0.5	27	28	36	21 600	37 200	14 000	**LRT 252920**
38	30	—	0.3	29	1	27	28	36	30 900	59 100	14 000	**LRT 252930**
42	17	—	0.3	30	0.5	27	29	40	23 700	30 700	13 000	**LRT 253017**
42	30	—	0.3	30	0.5	27	29	40	42 100	64 300	13 000	**LRT 253030**
44	25	25.5	0.3	30	0.5	27	29	42	37 900	52 100	13 000	**LRT 253025**
44	25	25.5	0.3	30	—	27	29	42	47 000	76 500	5 000	**LRTZ 253025**
42	20	—	0.3	32	0.5	30	31	40	25 700	42 200	12 000	**LRT 283220**
42	30	—	0.3	32	1	30	31	40	36 800	67 200	12 000	**LRT 283230**
45	17	—	0.3	32	1	30	31	43	24 500	32 700	12 000	**LRT 283217**
45	30	—	0.3	32	1	30	31	43	41 800	64 800	12 000	**LRT 283230**
45	30	30.5	0.3	32	—	30	31	43	58 000	101 000	4 500	**LRTZ 283230**
45	20	—	0.3	35	0.3	32	34	43	26 900	46 200	11 000	**LRT 303520**
45	30	—	0.3	35	0.5	32	34	43	38 600	73 600	11 000	**LRT 303530**
47	17	—	0.3	35	0.5	32	34	45	25 200	34 700	11 000	**LRT 303517**
47	30	—	0.3	35	0.5	32	34	45	43 000	69 000	11 000	**LRT 303530**
48	30	30.5	0.3	35	1	32	34	46	47 400	72 300	11 000	**LRT 303530-1**
48	30	30.5	0.3	35	—	32	34	46	61 100	110 000	4 500	**LRTZ 303530**
47	20	—	0.3	37	0.3	34	36	45	28 200	50 100	11 000	**LRT 323720**
47	30	—	0.3	37	0.5	34	36	45	40 500	79 800	11 000	**LRT 323730**
52	20	—	0.6	40	0.5	36	39	48	31 200	47 800	10 000	**LRT 324020**
52	30	30.5	0.6	38	0.5	36	37	48	50 800	81 100	11 000	**LRT 323830**
52	36	—	0.6	40	0.3	36	39	48	53 500	95 700	10 000	**LRT 324036**
52	30	30.5	0.6	38	—	36	37	48	64 200	121 000	4 000	**LRTZ 323830**

Notes(1) Minimum allowable value of chamfer dimension r
(2) Allowable axial shift amount of inner ring to outer ring
(3) Allowable rotational speed applies to oil lubrication. For grease lubrication, a maximum of 60% of this value is allowable.
Remarks1. The outer ring has an oil groove and an oil hole.
2. No grease is prepacked. Perform proper lubrication.

1N=0.102kgf=0.2248lbs.
1mm=0.03937inch

MACHINED TYPE NEEDLE ROLLER BEARINGS

With Inner Ring

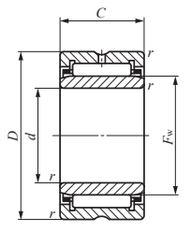

NA49 TAFI

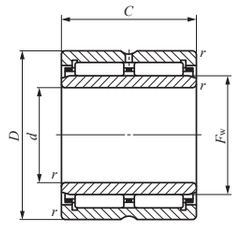

NA69

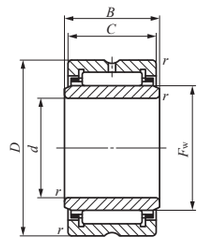

TRI

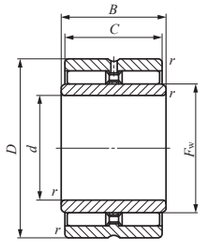

GTRI

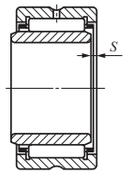

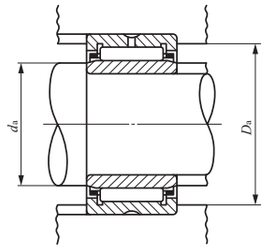

Shaft dia. 35 — 45mm

Shaft dia. mm	Identification number: NA 49	NA 69	NA 48	TAFI	TRI	GTRI	Mass (Ref.) g	d	D	C	B	$r_{s\,min}$ (1)	F_w	S (2)	d_a Min.	d_a Max.	D_a Max.	Basic dynamic load rating C N	Basic static load rating C_0 N	Allowable rotational speed (3) min⁻¹	Assembled inner ring
35	—	—	—	TAFI 355020	—	—	129	35	50	20	—	0.3	40	0.3	37	39	48	29 400	54 100	10 000	LRT 354020
	—	—	—	TAFI 355030	—	—	192	35	50	30	—	0.3	40	0.5	37	39	48	42 300	86 200	10 000	LRT 354030
	NA 4907	—	—	—	—	—	178	35	55	20	—	0.6	42	0.5	39	41	51	32 000	50 100	9 500	LRT 354220
	—	NA 6907	—	—	—	—	320	35	55	36	—	0.6	42	0.3	39	41	51	54 900	100 000	9 500	LRT 354236
	—	—	—	—	TRI 355630	—	280	35	56	30	30.5	0.6	42	0.5	39	41	52	53 800	90 100	9 500	LRT 354230
	—	—	—	—	—	GTRI 355520	191	35	55	20	20.5	0.6	40	—	39	39.5	51	44 300	73 600	3 500	LRTZ 354020
	—	—	—	—	—	GTRI 355630	310	35	56	30	30.5	0.6	42	—	39	41	52	67 500	133 000	3 500	LRTZ 354230
38	—	—	—	TAFI 385320	—	—	136	38	53	20	—	0.3	43	0.3	40	42	51	30 500	58 200	9 500	LRT 384320
	—	—	—	TAFI 385330	—	—	205	38	53	30	—	0.3	43	0.5	40	42	51	43 800	92 600	9 500	LRT 384330
40	—	—	—	TAFI 405520	—	—	143	40	55	20	—	0.3	45	0.3	42	44	53	31 000	60 200	9 000	LRT 404520
	—	—	—	TAFI 405530	—	—	215	40	55	30	—	0.3	45	0.5	42	44	53	44 600	95 800	9 000	LRT 404530
	—	—	—	—	TRI 405930	—	270	40	59	30	30.5	0.6	45	1	44	44.5	55	55 100	94 800	9 000	LRT 404530-1
	NA 4908	—	—	—	—	—	245	40	62	22	—	0.6	48	0.5	44	47	58	41 600	67 400	8 500	LRT 404822
	—	NA 6908	—	—	—	—	440	40	62	40	—	0.6	48	0.3	44	47	58	71 300	135 000	8 500	LRT 404840
	—	—	—	—	—	GTRI 405930	300	40	59	30	30.5	0.6	45	—	44	44.5	55	70 300	142 000	3 500	LRTZ 404530
42	—	—	—	TAFI 425720	—	—	149	42	57	20	—	0.3	47	0.3	44	46	55	31 500	62 200	8 500	LRT 424720
	—	—	—	TAFI 425730	—	—	225	42	57	30	—	0.3	47	0.5	44	46	55	45 200	99 100	8 500	LRT 424730
	—	—	—	—	TRI 426230	—	305	42	62	30	30.5	0.6	48	0.5	46	47	58	56 300	99 500	8 500	LRT 424830
	—	—	—	—	—	GTRI 426230	340	42	62	30	30.5	0.6	48	—	46	47	58	72 700	154 000	3 000	LRTZ 424830
45	—	—	—	TAFI 456225	—	—	230	45	62	25	—	0.3	50	0.5	47	49	60	43 000	85 300	8 000	LRT 455025
	—	—	—	TAFI 456235	—	—	320	45	62	35	—	0.3	50	1	47	49	60	58 000	125 000	8 000	LRT 455035
	—	—	—	—	TRI 456430	—	300	45	64	30	30.5	0.6	50	1	49	49.5	60	57 700	104 000	8 000	LRT 455030
	NA 4909	—	—	—	—	—	285	45	68	22	—	0.6	52	0.5	49	51	64	43 500	73 300	7 500	LRT 455222
	—	NA 6909	—	—	—	—	520	45	68	40	—	0.6	52	0.3	49	51	64	74 600	147 000	7 500	LRT 455240
	—	—	—	—	—	GTRI 456430	335	45	64	30	30.5	0.6	50	—	49	49.5	60	74 600	158 000	3 000	LRTZ 455030

Notes(1) Minimum allowable value of chamfer dimension r
(2) Allowable axial shift amount of inner ring to outer ring
(3) Allowable rotational speed applies to oil lubrication. For grease lubrication, a maximum of 60% of this value is allowable.
Remarks1. The outer ring has an oil groove and an oil hole.
2. No grease is prepacked. Perform proper lubrication.

1N=0.102kgf=0.2248lbs.
1mm=0.03937inch

MACHINED TYPE NEEDLE ROLLER BEARINGS

With Inner Ring

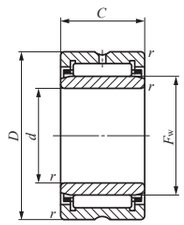

NA49 TAFI

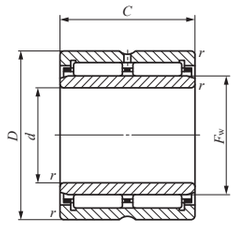

NA69

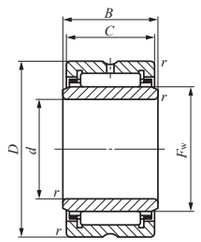

TRI

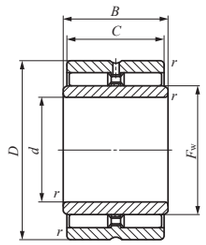

GTRI

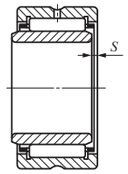

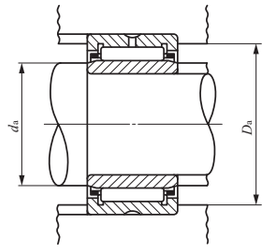

Shaft dia. 50 — 70mm

Shaft dia. mm	Identification number: NA 49	NA 69	NA 48	TAFI	TRI	GTRI	Mass (Ref.) g	d
50	—	—	—	**TAFI 506825**	—	—	270	50
	—	—	—	**TAFI 506835**	—	—	365	50
	NA 4910	—	—	—	—	—	295	50
	—	**NA 6910**	—	—	—	—	530	50
	—	—	—	—	**TRI 507745**	—	755	50
	—	—	—	—	—	**GTRI 507745**	825	50
55	—	—	—	**TAFI 557225**	—	—	275	55
	—	—	—	**TAFI 557235**	—	—	380	55
	NA 4911	—	—	—	—	—	410	55
	—	**NA 6911**	—	—	—	—	730	55
	—	—	—	—	**TRI 558138**	—	650	55
	—	—	—	—	—	**GTRI 558138**	710	55
60	—	—	—	**TAFI 608225**	—	—	395	60
	—	—	—	**TAFI 608235**	—	—	560	60
	NA 4912	—	—	—	—	—	440	60
	—	**NA 6912**	—	—	—	—	785	60
	—	—	—	—	**TRI 608945**	—	960	60
	—	—	—	—	—	**GTRI 608945**	1 050	60
65	**NA 4913**	—	—	—	—	—	470	65
	—	—	—	**TAFI 659035**	—	—	710	65
	—	**NA 6913**	—	—	—	—	840	65
70	—	—	—	**TAFI 709525**	—	—	540	70
	—	—	—	**TAFI 709535**	—	—	755	70
	NA 4914	—	—	—	—	—	765	70
	—	**NA 6914**	—	—	—	—	1 400	70

Boundary dimensions mm: D	C	B	$r_{s\,min}$ (1)	F_w	S (2)	Standard mounting dimensions mm: d_a Min.	d_a Max.	D_a Max.	Basic dynamic load rating C N	Basic static load rating C_0 N	Allowable rotational speed(3) min⁻¹	Assembled inner ring
68	25	—	0.3	55	0.5	52	54	66	45 400	94 000	7 500	**LRT 505525**
68	35	—	0.3	55	1	52	54	66	61 200	138 000	7 500	**LRT 505535**
72	22	—	0.6	58	0.5	54	57	68	46 200	82 100	7 000	**LRT 505822**
72	40	—	0.6	58	0.3	54	57	68	79 200	164 000	7 000	**LRT 505840**
77	45	45.5	1	58	2	55	57	72	104 000	191 000	7 000	**LRT 505845**
77	45	45.5	1	58	—	55	57	72	135 000	280 000	2 500	**LRTZ 505845**
72	25	—	0.3	60	0.5	57	59	70	47 500	103 000	6 500	**LRT 556025**
72	35	—	0.3	60	1	57	59	70	64 100	151 000	6 500	**LRT 556035**
80	25	—	1	63	1	60	61	75	57 600	97 200	6 500	**LRT 556325**
80	45	—	1	63	0.5	60	61	75	98 700	194 000	6 500	**LRT 556345**
81	38	38.5	1	62	1.5	60	60.5	76	92 000	166 000	6 500	**LRT 556238**
81	38	38.5	1	62	—	60	60.5	76	118 000	241 000	2 500	**LRTZ 556238**
82	25	—	0.6	68	0.3	64	66	78	54 800	117 000	6 000	**LRT 606825**
82	35	—	0.6	68	1	64	66	78	72 000	166 000	6 000	**LRT 606835**
85	25	—	1	68	1	65	66	80	60 200	105 000	6 000	**LRT 606825-1**
85	45	—	1	68	0.5	65	66	80	103 000	211 000	6 000	**LRT 606845**
89	45	45.5	1	70	2	65	68	84	114 000	228 000	5 500	**LRT 607045**
89	45	45.5	1	70	—	65	68	84	147 000	336 000	2 000	**LRTZ 607045**
90	25	—	1	72	1	70	70.5	85	62 700	113 000	5 500	**LRT 657225**
90	35	—	1	73	1	70	71	85	80 400	181 000	5 500	**LRT 657335**
90	45	—	1	72	0.5	70	70.5	85	108 000	227 000	5 500	**LRT 657245**
95	25	—	1	80	0.3	75	78	90	59 400	137 000	5 000	**LRT 708025**
95	35	—	1	80	1	75	78	90	78 100	195 000	5 000	**LRT 708035**
100	30	—	1	80	1.5	75	78	95	83 200	158 000	5 000	**LRT 708030**
100	54	—	1	80	1	75	78	95	134 000	311 000	5 000	**LRT 708054**

Notes(1) Minimum allowable value of chamfer dimension r
(2) Allowable axial shift amount of inner ring to outer ring
(3) Allowable rotational speed applies to oil lubrication. For grease lubrication, a maximum of 60% of this value is allowable.
Remarks1. The outer ring has an oil groove and an oil hole.
2. No grease is prepacked. Perform proper lubrication.

1N=0.102kgf=0.2248lbs.
1mm=0.03937inch

MACHINED TYPE NEEDLE ROLLER BEARINGS

With Inner Ring

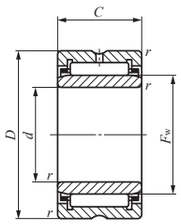

NA49 TAFI

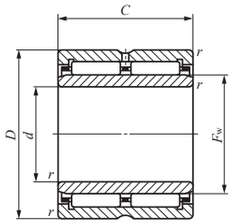

NA69

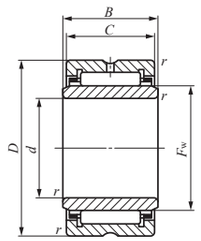

TRI

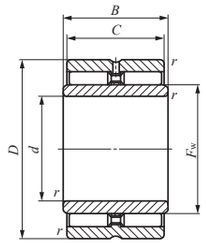

GTRI

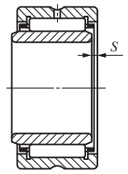

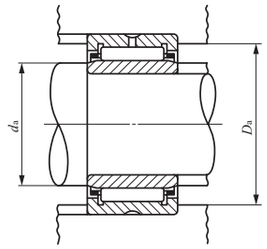

Shaft dia. 75 — 90mm

Shaft dia. mm	Identification number: NA 49	NA 69	NA 48	TAFI	TRI	GTRI	Mass (Ref.) g	d
75	—	—	—	**TAFI 7510525**	—	—	675	75
	NA 4915	—	—	—	—	—	810	75
	—	—	—	**TAFI 7510535**	—	—	945	75
	—	**NA 6915**	—	—	—	—	1 480	75
	—	—	—	—	**TRI 7510845**	—	1 340	75
	—	—	—	—	—	**GTRI 7510845**	1 440	75
80	—	—	—	**TAFI 8011025**	—	—	710	80
	NA 4916	—	—	—	—	—	855	80
	—	—	—	**TAFI 8011035**	—	—	995	80
	—	**NA 6916**	—	—	—	—	1 560	80
85	—	—	—	**TAFI 8511526**	—	—	775	85
	—	—	—	**TAFI 8511536**	—	—	1 080	85
	NA 4917	—	—	—	—	—	1 280	85
	—	**NA 6917**	—	—	—	—	2 340	85
	—	—	—	—	**TRI 8511850**	—	1 640	85
	—	—	—	—	**TRI 8512045**	—	1 610	85
	—	—	—	—	—	**GTRI 8511850**	1 780	85
	—	—	—	—	—	**GTRI 8512045**	1 720	85
90	—	—	—	**TAFI 9012026**	—	—	820	90
	—	—	—	**TAFI 9012036**	—	—	1 140	90
	NA 4918	—	—	—	—	—	1 350	90
	—	—	—	—	**TRI 9012550**	—	1 870	90
	—	**NA 6918**	—	—	—	—	2 460	90
	—	—	—	—	—	**GTRI 9012550**	2 020	90

Boundary dimensions mm: D	C	B	$r_{s\,min}$ (1)	F_w	S (2)	Standard mounting dimensions mm: d_a Min.	d_a Max.	D_a Max.	Basic dynamic load rating C N	Basic static load rating C_0 N	Allowable rotational speed(3) min⁻¹	Assembled inner ring
105	25	—	1	85	0.5	80	83	100	76 300	145 000	4 500	**LRT 758525**
105	30	—	1	85	1.5	80	83	100	86 200	169 000	4 500	**LRT 758530**
105	35	—	1	85	1.5	80	83	100	102 000	210 000	4 500	**LRT 758535**
105	54	—	1	85	1	80	83	100	138 000	331 000	4 500	**LRT 758554**
108	45	45.5	1	83	2.5	80	81	103	146 000	270 000	5 000	**LRT 758345**
108	45	45.5	1	83	—	80	81	103	190 000	396 000	1 800	**LRTZ 758345**
110	25	—	1	90	0.5	85	88	105	77 300	150 000	4 500	**LRT 809025**
110	30	—	1	90	1.5	85	88	105	87 300	175 000	4 500	**LRT 809030**
110	35	—	1	90	1.5	85	88	105	103 000	217 000	4 500	**LRT 809035**
110	54	—	1	90	1	85	88	105	143 000	351 000	4 500	**LRT 809054**
115	26	—	1	95	1	90	93	110	79 700	159 000	4 000	**LRT 859526**
115	36	—	1	95	2	90	93	110	106 000	231 000	4 000	**LRT 859536**
120	35	—	1.1	100	1	91.5	98	113.5	110 000	244 000	4 000	**LRT 8510035**
120	63	—	1.1	100	0.5	91.5	98	113.5	173 000	467 000	4 000	**LRT 8510063**
118	50	50.5	1	93	3	90	91	113	165 000	329 000	4 500	**LRT 859350**
120	45	45.5	1.5	95	2.5	93	93.5	112	155 000	305 000	4 000	**LRT 859545**
118	50	50.5	1	93	—	90	91	113	224 000	509 000	1 600	**LRTZ 859350**
120	45	45.5	1.5	95	—	93	93.5	112	204 000	455 000	1 600	**LRTZ 859545**
120	26	—	1	100	1	95	98	115	82 400	168 000	4 000	**LRT 9010026**
120	36	—	1	100	2	95	98	115	110 000	244 000	4 000	**LRT 9010036**
125	35	—	1.1	105	1	96.5	103	118.5	113 000	258 000	4 000	**LRT 9010535**
125	50	50.5	1.5	100	3	98	98.5	117	172 000	355 000	4 000	**LRT 9010050**
125	63	—	1.1	105	0.5	96.5	103	118.5	178 000	490 000	4 000	**LRT 9010563**
125	50	50.5	1.5	100	—	98	98.5	117	234 000	549 000	1 500	**LRTZ 9010050**

Notes(1) Minimum allowable value of chamfer dimension r
(2) Allowable axial shift amount of inner ring to outer ring
(3) Allowable rotational speed applies to oil lubrication. For grease lubrication, a maximum of 60% of this value is allowable.
Remarks1. The outer ring has an oil groove and an oil hole.
2. No grease is prepacked. Perform proper lubrication.

1N=0.102kgf=0.2248lbs.
1mm=0.03937inch