Koyo®

Ball & Roller Bearings



JTEKT

JTEKT CORPORATION

CAT. NO. B2001E-3

Single-row cylindrical roller bearings

d 20 ~ (30) mm

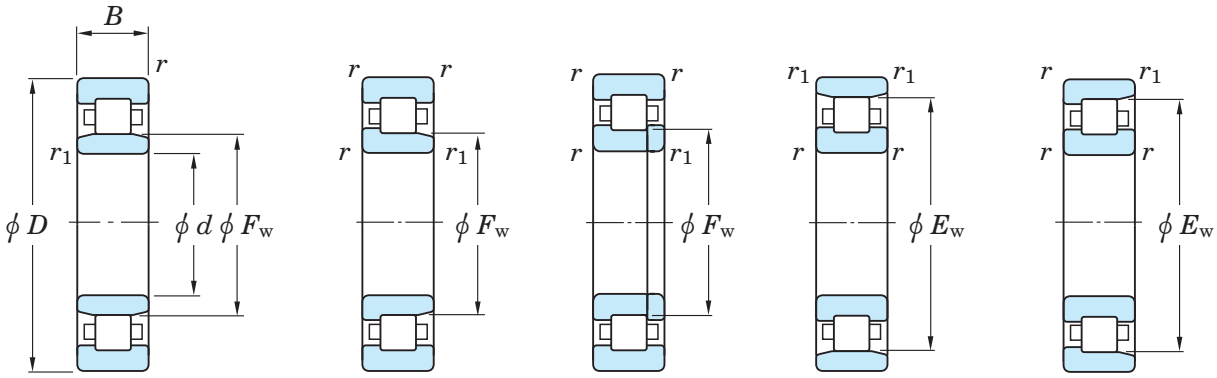

NU NJ NUP N NF

Boundary dimensions (mm)							Basic load ratings (kN)		Limiting speeds (min^{-1})		Bearing No.	
d	D	B	r min.	r_1 min.	F_w	E_w	C_r	C_{0r}	Grease lub.	Oil lub.	NU	NJ
20	47	14	1	0.6	27	40	15.4	12.7	15 000	18 000	**NU204**	**NJ204**
	47	14	1	0.6	26.5	—	25.7	22.6	15 000	18 000	**NU204R**	**NJ204R**
	47	18	1	0.6	27	—	20.7	18.4	13 000	18 000	**NU2204**	**NJ2204**
	47	18	1	0.6	26.5	—	30.6	28.3	13 000	18 000	**NU2204R**	**NJ2204R**
	52	15	1.1	0.6	28.5	44.5	23.1	19.2	12 000	16 000	**NU304**	**NJ304**
	52	15	1.1	0.6	27.5	—	31.5	26.9	12 000	16 000	**NU304R**	**NJ304R**
	52	21	1.1	0.6	28.5	—	32.9	30.2	11 000	16 000	**NU2304**	**NJ2304**
	52	21	1.1	0.6	27.5	—	42.0	38.8	11 000	16 000	**NU2304R**	**NJ2304R**
25	47	12	0.6	0.3	30.5	—	14.3	13.1	15 000	18 000	**NU1005**	—
	52	15	1	0.6	32	45	17.7	15.7	13 000	16 000	**NU205**	**NJ205**
	52	15	1	0.6	31.5	—	29.3	27.7	13 000	15 000	**NU205R**	**NJ205R**
	52	18	1	0.6	32	—	23.7	22.8	12 000	16 000	**NU2205**	**NJ2205**
	52	18	1	0.6	31.5	—	34.9	34.6	12 000	15 000	**NU2205R**	**NJ2205R**
	62	17	1.1	1.1	35	53	29.3	25.2	10 000	14 000	**NU305**	**NJ305**
	62	17	1.1	1.1	34	—	41.6	37.4	10 000	14 000	**NU305R**	**NJ305R**
	62	24	1.1	1.1	35	—	42.7	40.9	9 100	14 000	**NU2305**	**NJ2305**
	62	24	1.1	1.1	34	—	57.0	56.1	9 100	14 000	**NU2305R**	**NJ2305R**
30	55	13	1	0.6	36.5	—	18.7	18.4	13 000	15 000	**NU1006**	—
	62	16	1	0.6	38.5	53.5	23.5	21.5	11 000	13 000	**NU206**	**NJ206**
	62	16	1	0.6	37.5	—	39.1	37.4	11 000	13 000	**NU206R**	**NJ206R**
	62	20	1	0.6	38.5	—	32.9	33.1	9 800	13 000	**NU2206**	**NJ2206**
	62	20	1	0.6	37.5	—	48.9	49.8	9 700	13 000	**NU2206R**	**NJ2206R**
	62	23.8	1	1	38.5	—	42.7	46.4	8 700	13 000	**NU3206**	—
	72	19	1.1	1.1	42	62	38.6	35.2	8 700	12 000	**NU306**	**NJ306**
	72	19	1.1	1.1	40.5	—	53.1	50.2	8 700	12 000	**NU306R**	**NJ306R**
	72	27	1.1	1.1	42	—	51.4	50.8	7 700	12 000	**NU2306**	**NJ2306**
	72	27	1.1	1.1	40.5	—	74.6	77.6	7 800	12 000	**NU2306R**	**NJ2306R**

[Remarks] 1) Standard cage types used for the above bearings are shown in Table 1 earlier in this section. Please note that basic load ratings and limiting speeds shown above indicate the value applicable to machined cage. Consult JTEKT about bearings with pressed cage, since they may be different from bearings with machined cage in values above.

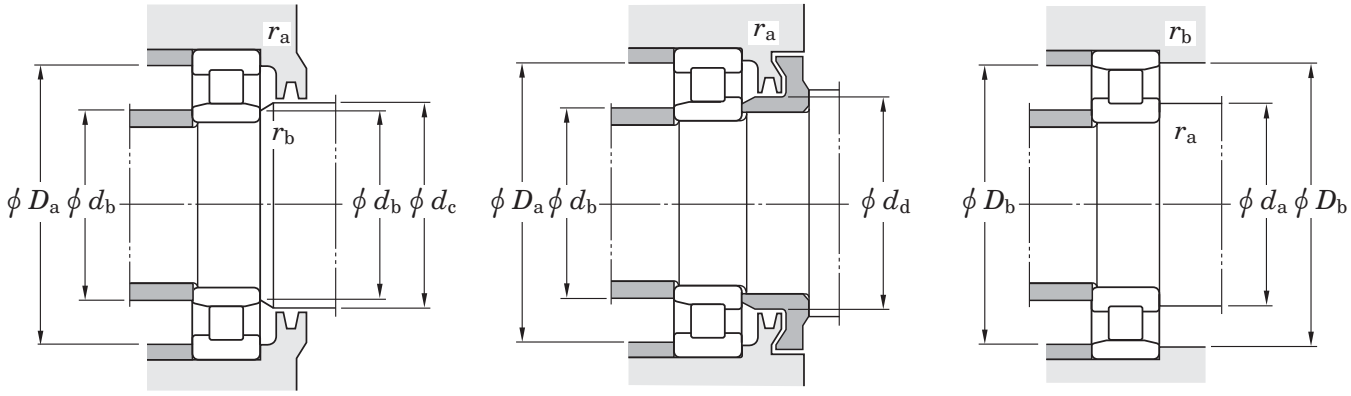

NUP	N	NF	Mounting dimensions (mm) d_a min.	d_b min.	d_b max.	d_c min.	d_d min.	D_a max.	D_b max.	D_b min.	r_a max.	r_b max.	(Refer.) Mass NU (kg)
NUP204	**N204**	**NF204**	25	24	26	29	32	42	43	42	1	0.6	0.108
NUP204R	—	—	25	24	26	29	32	42	—	—	1	0.6	0.112
NUP2204	—	—	25	24	26	29	32	42	—	—	1	0.6	0.146
NUP2204R	—	—	25	24	26	29	32	42	—	—	1	0.6	0.146
NUP304	**N304**	**NF304**	26.5	24	27	30	33	45.5	48	45.5	1	0.6	0.147
NUP304R	—	—	26.5	24	27	30	33	45.5	—	—	1	0.6	0.153
NUP2304	—	—	26.5	24	27	30	33	45.5	—	—	1	0.6	0.212
NUP2304R	—	—	26.5	24	27	30	33	45.5	—	—	1	1	0.215
NUP1005	—	—	29	27	30	32	—	43	—	—	0.6	0.3	0.084
NUP205	**N205**	**NF205**	30	29	31	34	37	47	48	47	1	0.6	0.132
NUP205R	—	—	30	29	31	34	37	47	—	—	1	0.6	0.138
NUP2205	—	—	30	29	31	34	37	47	—	—	1	0.6	0.163
NUP2205R	—	—	30	29	31	34	37	47	—	—	1	0.6	0.166
NUP305	**N305**	**NF305**	31.5	31.5	33	37	40	55.5	55.5	55	1	1	0.241
NUP305R	—	—	31.5	31.5	33	37	40	55.5	—	—	1	1	0.243
NUP2305	—	—	31.5	31.5	33	37	40	55.5	—	—	1	1	0.340
NUP2305R	—	—	31.5	31.5	33	37	40	55.5	—	—	1	1	0.350
NUP1006	—	—	35	34	35	38	—	50	—	—	1	0.6	0.121
NUP206	**N206**	**NF206**	35	34	37	40	44	57	58	56	1	0.6	0.200
NUP206R	—	—	35	34	37	40	44	57	—	—	1	0.6	0.209
NUP2206	—	—	35	34	37	40	44	57	—	—	1	0.6	0.262
NUP2206R	—	—	35	34	37	40	44	57	—	—	1	0.6	0.262
—	—	—	35	35	37	40	—	57	—	—	1	0.6	0.343
NUP306	**N306**	**NF306**	36.5	36.5	40	44	48	65.5	65.5	64	1	1	0.358
NUP306R	—	—	36.5	36.5	40	44	48	65.5	—	—	1	1	0.361
NUP2306	—	—	36.5	36.5	40	44	48	65.5	—	—	1	1	0.500
NUP2306R	—	—	36.5	36.5	40	44	48	65.5	—	—	1	1	0.534

2) Bearing numbers of NU and NJ type bearings with mounted thrust collar (refer to specification table shown after this specification table) are NUJ and NH.

Single-row cylindrical roller bearings

d (30) ~ (45) mm

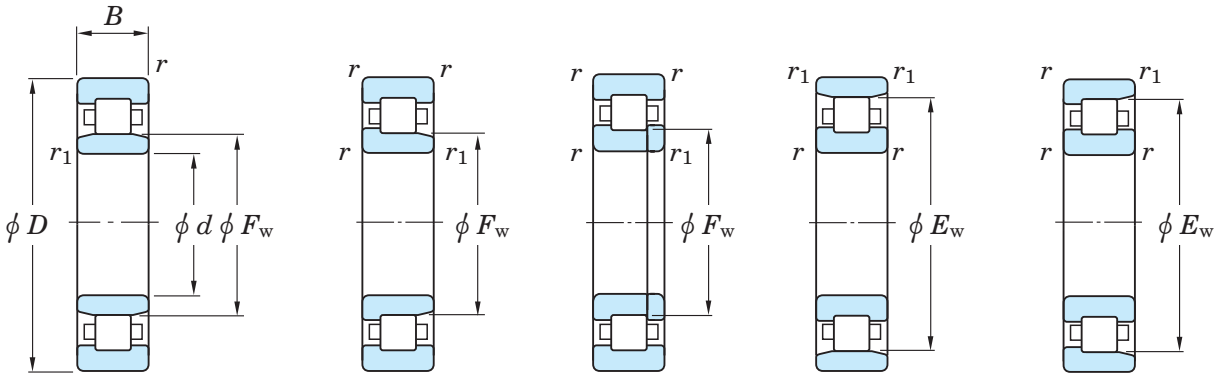

NU NJ NUP N NF

Boundary dimensions (mm)							Basic load ratings (kN)		Limiting speeds (min^{-1})		Bearing No.	
d	D	B	r min.	r_1 min.	F_w	E_w	C_r	C_{0r}	Grease lub.	Oil lub.	NU	NJ
30	72	30.2	1.1	1.1	42	—	69.1	74.3	7 700	12 000	**NU3306**	—
	90	23	1.5	1.5	45	73	62.8	55.0	7 600	10 000	**NU406**	**NJ406**
35	62	14	1	0.6	42	—	22.6	23.2	11 000	13 000	**NU1007**	—
	72	17	1.1	0.6	43.8	61.8	33.6	31.5	9 500	11 000	**NU207**	**NJ207**
	72	17	1.1	0.6	44	—	50.2	50.2	9 300	11 000	**NU207R**	**NJ207R**
	72	23	1.1	0.6	43.8	—	49.0	51.2	8 500	11 000	**NU2207**	**NJ2207**
	72	23	1.1	0.6	44	—	61.6	65.3	8 300	11 000	**NU2207R**	**NJ2207R**
	72	27	1.1	1.1	43.8	—	54.8	59.1	7 600	11 000	**NU3207**	—
	80	21	1.5	1.1	46.2	68.2	49.6	46.9	7 900	10 000	**NU307**	**NJ307**
	80	21	1.5	1.1	46.2	—	66.6	65.4	7 700	10 000	**NU307R**	**NJ307R**
	80	31	1.5	1.1	46.2	—	64.4	65.7	7 000	10 000	**NU2307**	**NJ2307**
	80	31	1.5	1.1	46.2	—	93.1	101	6 900	10 000	**NU2307R**	**NJ2307R**
	80	34.9	1.5	1.5	46.2	—	81.7	89.1	7 000	10 000	**NU3307**	—
	100	25	1.5	1.5	53	83	75.2	68.9	6 600	8 800	**NU407**	**NJ407**
40	68	15	1	0.6	47	—	24.9	25.7	10 000	12 000	**NU1008**	—
	80	18	1.1	1.1	50	70	43.8	42.9	8 300	10 000	**NU208**	**NJ208**
	80	18	1.1	1.1	49.5	—	55.7	55.4	8 300	9 900	**NU208R**	**NJ208R**
	80	23	1.1	1.1	50	—	58.3	62.0	7 500	10 000	**NU2208**	**NJ2208**
	80	23	1.1	1.1	49.5	—	72.3	77.6	7 400	9 900	**NU2208R**	**NJ2208R**
	80	30.2	1.1	1.1	50	—	78.3	90.6	6 700	10 000	**NU3208**	—
	90	23	1.5	1.5	53.5	77.5	58.6	56.9	6 900	9 100	**NU308**	**NJ308**
	90	23	1.5	1.5	52	—	83.1	81.5	6 800	9 100	**NU308R**	**NJ308R**
	90	33	1.5	1.5	53.5	—	82.2	88.0	6 100	9 100	**NU2308**	**NJ2308**
	90	33	1.5	1.5	52	—	114	122	6 100	9 100	**NU2308R**	**NJ2308R**
	90	36.5	1.5	1.5	53.5	—	104	119	6 100	9 100	**NU3308**	—
	110	27	2	2	58	92	97.1	89.1	6 000	8 000	**NU408**	**NJ408**
45	75	16	1	0.6	52.5	—	31.0	33.8	9 200	11 000	**NU1009**	—

[Remarks] 1) Standard cage types used for the above bearings are shown in Table 1 earlier in this section. Please note that basic load ratings and limiting speeds shown above indicate the value applicable to machined cage. Consult JTEKT about bearings with pressed cage, since they may be different from bearings with machined cage in values above.

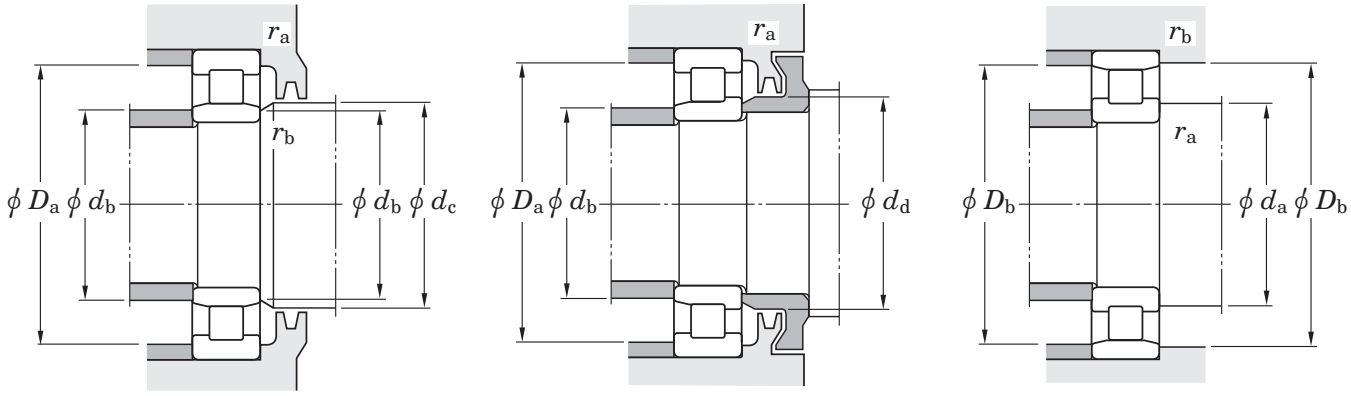

NUP	N	NF	Mounting dimensions (mm) d_a min.	d_b min.	d_b max.	d_c min.	d_d min.	D_a max.	D_b max.	D_b min.	r_a max.	r_b max.	(Refer.) Mass NU (kg)
—	—	—	36.5	36.5	40	44	—	65.5	—	—	1	1	0.650
NUP406	**N406**	**NF406**	38	38	44	47	52	82	82	74	1.5	1.5	0.753
NUP1007	—	—	40	39	41	44	—	57	—	—	1	0.5	0.182
NUP207	**N207**	**NF207**	41.5	39	43	46	50	65.5	68	64	1	0.6	0.293
NUP207R	—	—	41.5	39	43	46	50	65.5	—	—	1	0.6	0.306
NUP2207	—	—	41.5	39	43	46	50	65.5	—	—	1	0.6	0.402
NUP2207R	—	—	41.5	39	43	46	50	65.5	—	—	1	0.6	0.404
—	—	—	41.5	41.5	43	46	—	65.5	—	—	1	0.6	0.524
NUP307	**N307**	**NF307**	43	41.5	45	48	53	72	73.5	71	1.5	1	0.477
NUP307R	—	—	43	41.5	45	48	53	72	—	—	1.5	1	0.482
NUP2307	—	—	43	41.5	45	48	53	72	—	—	1.5	1	0.696
NUP2307R	—	—	43	41.5	45	48	53	72	—	—	1.5	1	0.729
—	—	—	43	43	45	48	—	72	—	—	1.5	1	0.908
NUP407	**N407**	**NF407**	43	43	52	55	61	92	92	84	1.5	1.5	1.02
NUP1008	—	—	45	44	46	49	—	63	—	—	1	0.6	0.223
NUP208	**N208**	**NF208**	46.5	46.5	49	52	56	73.5	73.5	72	1	1	0.366
NUP208R	—	—	46.5	46.5	49	52	56	73.5	—	—	1	1	0.384
NUP2208	—	—	46.5	46.5	49	52	56	73.5	—	—	1	1	0.490
NUP2208R	—	—	46.5	46.5	49	52	56	73.5	—	—	1	1	0.490
—	—	—	46.5	46.5	49	52	—	73.5	—	—	1	1	0.711
NUP308	**N308**	**NF308**	48	48	51	55	60	82	82	80	1.5	1.5	0.657
NUP308R	—	—	48	48	51	55	60	82	—	—	1.5	1.5	0.664
NUP2308	—	—	48	48	51	55	60	82	—	—	1.5	1.5	0.956
NUP2308R	—	—	48	48	51	55	60	82	—	—	1.5	1.5	0.962
—	—	—	48	48	51	55	—	82	—	—	1.5	1.5	1.19
NUP408	**N408**	**NF408**	49	49	57	60	67	101	101	93	2	2	1.30
NUP1009	—	—	50	49	52	54	—	70	—	—	1	0.6	0.289

2) Bearing numbers of NU and NJ type bearings with mounted thrust collar (refer to specification table shown after this specification table) are NUJ and NH.

Single-row cylindrical roller bearings

d (45) ~ (55) mm

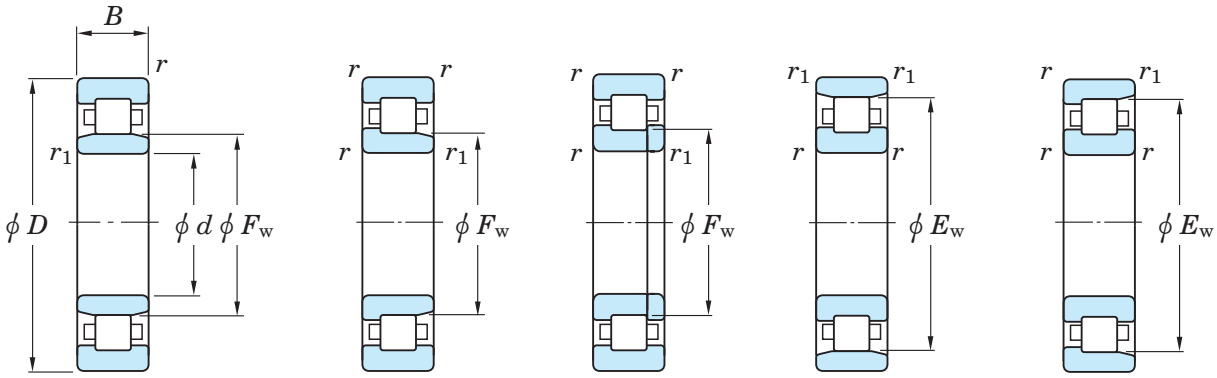

NU NJ NUP N NF

Boundary dimensions (mm)							Basic load ratings (kN)		Limiting speeds (min^{-1})		Bearing No.	
d	D	B	r min.	r_1 min.	F_w	E_w	C_r	C_{0r}	Grease lub.	Oil lub.	NU	NJ
45	85	19	1.1	1.1	55	75	46.1	46.9	7 700	9 200	**NU209**	**NJ209**
	85	19	1.1	1.1	54.5	—	63.1	66.4	7 600	9 200	**NU209R**	**NJ209R**
	85	23	1.1	1.1	55	—	61.4	67.8	6 900	9 200	**NU2209**	**NJ2209**
	85	23	1.1	1.1	54.5	—	76.1	84.6	6 900	9 200	**NU2209R**	**NJ2209R**
	85	30.2	1.1	1.1	55	—	82.4	99.0	6 100	9 200	**NU3209**	—
	100	25	1.5	1.5	58.5	86.5	78.8	77.5	6 200	8 300	**NU309**	**NJ309**
	100	25	1.5	1.5	58.5	—	97.4	98.3	6 100	8 200	**NU309R**	**NJ309R**
	100	36	1.5	1.5	58.5	—	106	113	5 500	8 300	**NU2309**	**NJ2309**
	100	36	1.5	1.5	58.5	—	137	153	5 400	8 200	**NU2309R**	**NJ2309R**
	100	39.7	1.5	1.5	58.5	—	131	149	5 500	8 300	**NU3309**	—
	120	29	2	2	64.5	100.5	115	112	5 400	7 200	**NU409**	**NJ409**
50	80	16	1	0.6	57.5	—	33.6	36.8	8 400	9 900	**NU1010**	—
	90	20	1.1	1.1	60.4	80.4	48.2	51.0	7 100	8 500	**NU210**	**NJ210**
	90	20	1.1	1.1	59.5	—	66.1	71.9	7 100	8 500	**NU210R**	**NJ210R**
	90	23	1.1	1.1	60.4	—	64.2	73.6	6 400	8 500	**NU2210**	**NJ2210**
	90	23	1.1	1.1	59.5	—	79.7	91.5	6 400	8 500	**NU2210R**	**NJ2210R**
	90	30.2	1.1	1.1	60.4	—	86.2	108	5 700	8 500	**NU3210**	—
	110	27	2	2	65	95	92.2	93.4	5 600	7 500	**NU310**	**NJ310**
	110	27	2	2	65	—	110	113	5 500	7 400	**NU310R**	**NJ310R**
	110	40	2	2	65	—	128	142	5 000	7 500	**NU2310**	**NJ2310**
	110	40	2	2	65	—	163	187	4 900	7 400	**NU2310R**	**NJ2310R**
	110	44.4	2	2	65	—	156	183	5 000	7 500	**NU3310**	—
	130	31	2.1	2.1	70.8	110.8	139	136	4 900	6 600	**NU410**	**NJ410**
55	90	18	1.1	1	64.5	—	37.4	43.8	7 600	8 900	**NU1011**	—
	100	21	1.5	1.1	66.5	88.5	58.0	62.3	6 400	7 700	**NU211**	**NJ211**
	100	21	1.5	1.1	66	—	86.4	98.7	6 400	7 700	**NU211R**	**NJ211R**
	100	25	1.5	1.1	66.5	—	75.3	87.2	5 800	7 700	**NU2211**	**NJ2211**

[Remarks] 1) Standard cage types used for the above bearings are shown in Table 1 earlier in this section. Please note that basic load ratings and limiting speeds shown above indicate the value applicable to machined cage. Consult JTEKT about bearings with pressed cage, since they may be different from bearings with machined cage in values above.

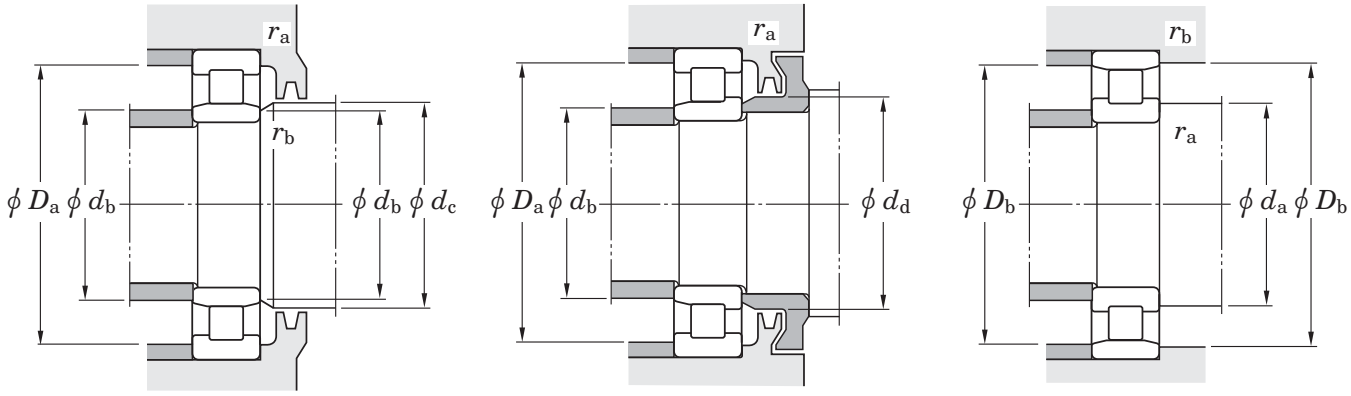

NUP	N	NF	Mounting dimensions (mm) d_a min.	d_b min.	d_b max.	d_c min.	d_d min.	D_a max.	D_b max.	D_b min.	r_a max.	r_b max.	(Refer.) Mass NU (kg)
NUP209	**N209**	**NF209**	51.5	51.5	54	57	61	78.5	78.5	77	1	1	0.427
NUP209R	—	—	51.5	51.5	54	57	61	78.5	—	—	1	1	0.439
NUP2209	—	—	51.5	51.5	54	57	61	78.5	—	—	1	1	0.536
NUP2209R	—	—	51.5	51.5	54	57	61	78.5	—	—	1	1	0.536
—	—	—	51.5	51.5	54	57	—	78.5	—	—	1	1	0.770
NUP309	**N309**	**NF309**	53	53	57	60	66	92	92	89	1.5	1.5	0.870
NUP309R	—	—	53	53	57	60	66	92	—	—	1.5	1.5	0.909
NUP2309	—	—	53	53	57	60	66	92	—	—	1.5	1.5	1.25
NUP2309R	—	—	53	53	57	60	66	92	—	—	1.5	1.5	1.32
—	—	—	53	53	57	60	—	92	—	—	1.5	1.5	1.59
NUP409	**N409**	**NF409**	54	54	63	66	74	111	111	102	2	2	1.64
NUP1010	—	—	55	54	57	59	—	75	—	—	1	0.6	0.306
NUP210	**N210**	**NF210**	56.5	56.5	58	62	67	83.5	83.5	82	1	1	0.479
NUP210R	—	—	56.5	56.5	58	62	67	83.5	—	—	1	1	0.497
NUP2210	—	—	56.5	56.5	58	62	67	83.5	—	—	1	1	0.580
NUP2210R	—	—	56.5	56.5	58	62	67	83.5	—	—	1	1	0.580
—	—	—	56.5	56.5	58	62	—	83.5	—	—	1	1	0.829
NUP310	**N310**	**NF310**	59	59	63	67	73	101	101	98	2	2	1.15
NUP310R	—	—	59	59	63	67	73	101	—	—	2	2	1.15
NUP2310	—	—	59	59	63	67	73	101	—	—	2	2	1.69
NUP2310R	—	—	59	59	63	67	73	101	—	—	2	2	1.76
—	—	—	59	59	63	67	—	101	—	—	2	2	2.14
NUP410	**N410**	**NF410**	61	61	69	73	81	119	119	112	2	2	2.01
NUP1011	—	—	61.5	60	63	66	—	83.5	—	—	1	1	0.445
NUP211	**N211**	**NF211**	63	61.5	65	68	73	92	93.5	91	1.5	1	0.640
NUP211R	—	—	63	61.5	65	68	73	92	—	—	1.5	1	0.650
NUP2211	—	—	63	61.5	65	68	73	92	—	—	1.5	1	0.780

2) Bearing numbers of NU and NJ type bearings with mounted thrust collar (refer to specification table shown after this specification table) are NUJ and NH.

Single-row cylindrical roller bearings

d (55) ~ (65) mm

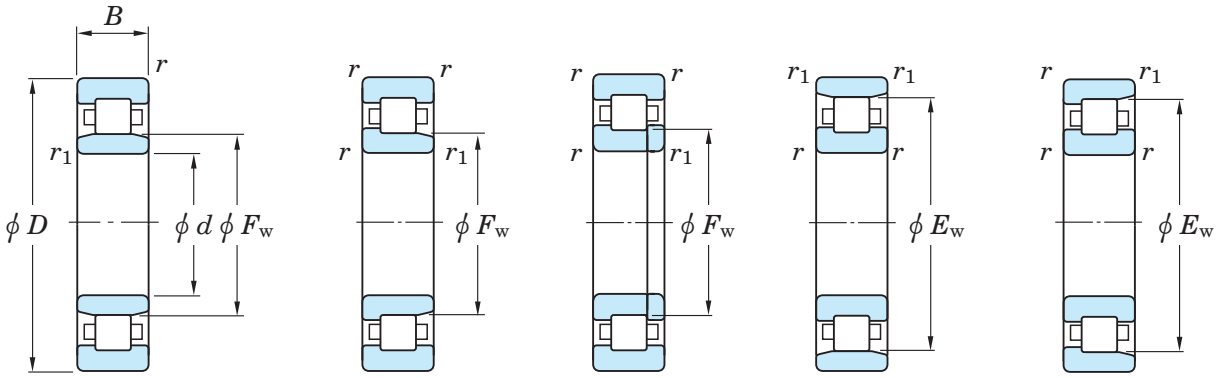

NU NJ NUP N NF

Boundary dimensions (mm)							Basic load ratings (kN)		Limiting speeds (min^{-1})		Bearing No.	
d	D	B	r min.	r_1 min.	F_w	E_w	C_r	C_{0r}	Grease lub.	Oil lub.	NU	NJ
55	100	25	1.5	1.1	66	—	101	122	5 800	7 700	**NU2211R**	**NJ2211R**
	100	33.3	1.5	1.5	66.5	—	95.5	118	5 100	7 700	**NU3211**	—
	120	29	2	2	70.5	104.5	111	111	5 100	6 800	**NU311**	**NJ311**
	120	29	2	2	70.5	—	137	143	5 100	6 700	**NU311R**	**NJ311R**
	120	43	2	2	70.5	—	148	162	4 500	6 800	**NU2311**	**NJ2311**
	120	43	2	2	70.5	—	201	233	4 500	6 700	**NU2311R**	**NJ2311R**
	120	49.2	2	2	70.5	—	188	220	4 500	6 800	**NU3311**	—
	140	33	2.1	2.1	77.2	117.2	142	138	4 600	6 100	**NU411**	**NJ411**
60	95	18	1.1	1	69.5	—	42.1	50.0	7 000	8 300	**NU1012**	—
	110	22	1.5	1.5	73.5	97.5	71.9	79.9	5 800	7 000	**NU212**	**NJ212**
	110	22	1.5	1.5	72	—	97.7	107	5 800	6 900	**NU212R**	**NJ212R**
	110	28	1.5	1.5	73.5	—	101	123	5 200	7 000	**NU2212**	**NJ2212**
	110	28	1.5	1.5	72	—	131	157	5 200	6 900	**NU2212R**	**NJ2212R**
	110	36.5	1.5	1.5	73.5	—	128	167	4 700	7 000	**NU3212**	—
	130	31	2.1	2.1	77	113	124	126	4 700	6 300	**NU312**	**NJ312**
	130	31	2.1	2.1	77	—	150	157	4 600	6 200	**NU312R**	**NJ312R**
	130	46	2.1	2.1	77	—	168	188	4 200	6 300	**NU2312**	**NJ2312**
	130	46	2.1	2.1	77	—	223	262	4 100	6 200	**NU2312R**	**NJ2312R**
	130	54	2.1	2.1	77	—	220	265	4 200	6 300	**NU3312**	—
	150	35	2.1	2.1	83	127	178	184	4 200	5 700	**NU412**	**NJ412**
65	100	18	1.1	1	74.5	—	43.3	52.9	6 600	7 800	**NU1013**	—
	120	23	1.5	1.5	79.6	105.6	83.8	94.4	5 400	6 400	**NU213**	**NJ213**
	120	23	1.5	1.5	78.5	—	108	119	5 300	6 400	**NU213R**	**NJ213R**
	120	31	1.5	1.5	79.6	—	120	149	4 800	6 400	**NU2213**	**NJ2213**
	120	31	1.5	1.5	78.5	—	149	181	4 800	6 400	**NU2213R**	**NJ2213R**
	120	38.1	1.5	1.5	79.6	—	148	197	4 300	6 400	**NU3213**	—
	140	33	2.1	2.1	83.5	121.5	137	139	4 300	5 800	**NU313**	**NJ313**

[Remarks] 1) Standard cage types used for the above bearings are shown in Table 1 earlier in this section. Please note that basic load ratings and limiting speeds shown above indicate the value applicable to machined cage. Consult JTEKT about bearings with pressed cage, since they may be different from bearings with machined cage in values above.

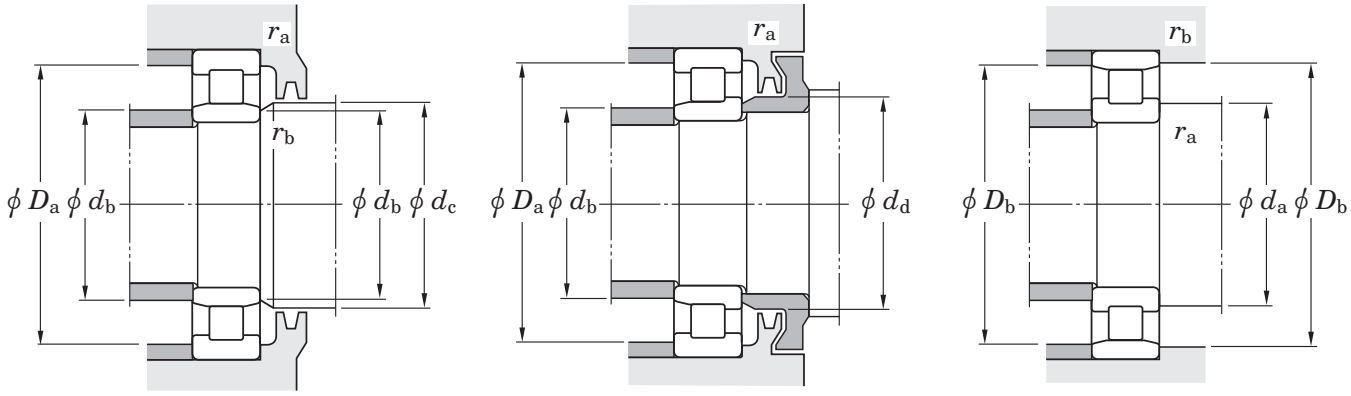

NUP	N	NF	Mounting dimensions (mm) d_a min.	d_b min.	d_b max.	d_c min.	d_d min.	D_a max.	D_b max.	D_b min.	r_a max.	r_b max.	(Refer.) Mass NU (kg)
NUP2211R	—	—	63	61.5	65	68	73	92	—	—	1.5	1	0.806
—	—	—	63	63	65	68	—	92	—	—	1.5	1	1.14
NUP311	**N311**	**NF311**	64	64	69	72	80	111	111	107	2	2	1.44
NUP311R	—	—	64	64	69	72	80	111	—	—	2	2	1.50
NUP2311	—	—	64	64	69	72	80	111	—	—	2	2	2.10
NUP2311R	—	—	64	64	69	72	80	111	—	—	2	2	2.25
—	—	—	64	64	69	72	—	111	—	—	2	2	2.81
NUP411	**N411**	**NF411**	66	66	76	79	87	129	129	119	2	2	2.51
NUP1012	—	—	66.5	65	68	71	—	88.5	—	—	1	1	0.477
NUP212	**N212**	**NF212**	68	68	71	75	80	102	102	100	1.5	1.5	0.823
NUP212R	—	—	68	68	71	75	80	102	—	—	1.5	1.5	0.830
NUP2212	—	—	68	68	71	75	80	102	—	—	1.5	1.5	1.07
NUP2212R	—	—	68	68	71	75	80	102	—	—	1.5	1.5	1.09
—	—	—	68	68	71	75	—	102	—	—	1.5	1.5	1.52
NUP312	**N312**	**NF312**	71	71	75	79	86	119	119	116	2	2	1.83
NUP312R	—	—	71	71	75	79	86	119	—	—	2	2	1.87
NUP2312	—	—	71	71	75	79	86	119	—	—	2	2	2.69
NUP2312R	—	—	71	71	75	79	86	119	—	—	2	2	2.81
—	—	—	71	71	75	79	—	119	—	—	2	2	3.61
NUP412	**N412**	**NF412**	71	71	82	85	94	139	139	128	2	2	3.02
NUP1013	—	—	71.5	70	73	76	—	93.5	—	—	1	1	0.506
NUP213	**N213**	**NF213**	73	73	77	81	87	112	112	108	1.5	1.5	1.05
NUP213R	—	—	73	73	77	81	87	112	—	—	1.5	1.5	1.05
NUP2213	—	—	73	73	77	81	87	112	—	—	1.5	1.5	1.43
NUP2213R	—	—	73	73	77	81	87	112	—	—	1.5	1.5	1.45
—	—	—	73	73	77	81	—	112	—	—	1.5	1.5	1.90
NUP313	**N313**	**NF313**	76	76	81	85	93	129	129	125	2	2	2.24

2) Bearing numbers of NU and NJ type bearings with mounted thrust collar (refer to specification table shown after this specification table) are NUJ and NH.

Single-row cylindrical roller bearings

d (65) ~ (75) mm

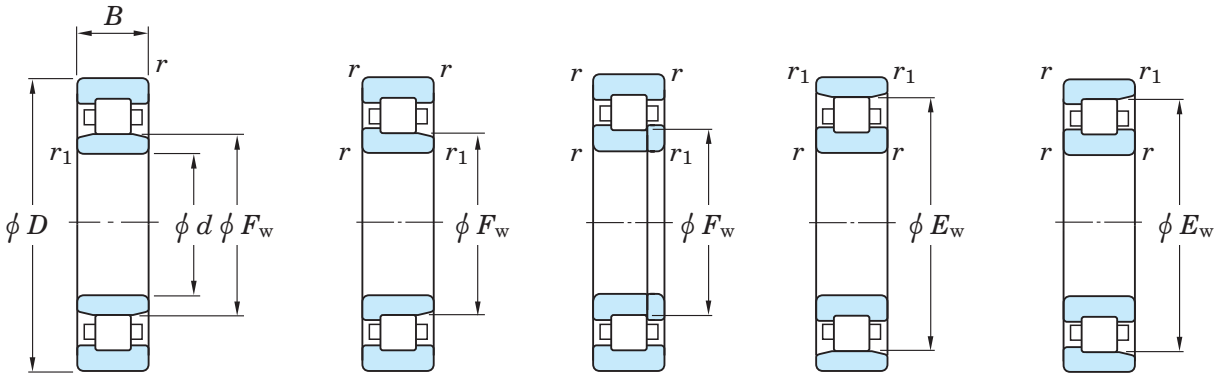

NU NJ NUP N NF

Boundary dimensions (mm)							Basic load ratings (kN)		Limiting speeds (min^{-1})		Bearing No.	
d	D	B	r min.	r_1 min.	F_w	E_w	C_r	C_{0r}	Grease lub.	Oil lub.	NU	NJ
65	140	33	2.1	2.1	82.5	—	181	191	4 300	5 700	**NU313R**	**NJ313R**
	140	48	2.1	2.1	83.5	—	190	212	3 900	5 800	**NU2313**	**NJ2313**
	140	48	2.1	2.1	82.5	—	251	287	3 800	5 700	**NU2313R**	**NJ2313R**
	140	58.7	2.1	2.1	83.5	—	241	294	3 900	5 800	**NU3313**	—
	160	37	2.1	2.1	89.3	135.3	198	203	4 000	5 300	**NU413**	**NJ413**
70	110	20	1.1	1	80	—	57.9	70.4	6 100	7 200	**NU1014**	—
	125	24	1.5	1.5	84.5	110.5	83.3	95.2	5 100	6 100	**NU214**	**NJ214**
	125	24	1.5	1.5	83.5	—	119	137	5 000	6 000	**NU214R**	**NJ214R**
	125	31	1.5	1.5	84.5	—	119	151	4 600	6 100	**NU2214**	**NJ2214**
	125	31	1.5	1.5	83.5	—	156	194	4 500	6 000	**NU2214R**	**NJ2214R**
	125	39.7	1.5	1.5	84.5	—	147	198	4 100	6 100	**NU3214**	—
	150	35	2.1	2.1	90	130	162	168	4 000	5 400	**NU314**	**NJ314**
	150	35	2.1	2.1	89	—	205	222	4 000	5 300	**NU314R**	**NJ314R**
	150	51	2.1	2.1	90	—	224	262	3 600	5 400	**NU2314**	**NJ2314**
	150	51	2.1	2.1	89	—	275	323	3 600	5 300	**NU2314R**	**NJ2314R**
	150	63.5	2.1	2.1	90	—	283	356	3 600	5 400	**NU3314**	—
	180	42	3	3	100	152	246	257	3 500	4 700	**NU414**	**NJ414**
75	115	20	1.1	1	85	—	63.6	78.1	5 700	6 800	**NU1015**	—
	130	25	1.5	1.5	88.5	116.5	101	118	4 800	5 800	**NU215**	**NJ215**
	130	25	1.5	1.5	88.5	—	130	156	4 800	5 700	**NU215R**	**NJ215R**
	130	31	1.5	1.5	88.5	—	135	172	4 300	5 800	**NU2215**	**NJ2215**
	130	31	1.5	1.5	88.5	—	162	207	4 300	5 700	**NU2215R**	**NJ2215R**
	130	41.3	1.5	1.5	88.5	—	167	226	3 900	5 800	**NU3215**	—
	160	37	2.1	2.1	95.5	139.5	194	205	3 800	5 000	**NU315**	**NJ315**
	160	37	2.1	2.1	95	—	240	263	3 700	5 000	**NU315R**	**NJ315R**
	160	55	2.1	2.1	95.5	—	275	327	3 400	5 000	**NU2315**	**NJ2315**
	160	55	2.1	2.1	95	—	329	395	3 300	5 000	**NU2315R**	**NJ2315R**

[Remarks] 1) Standard cage types used for the above bearings are shown in Table 1 earlier in this section. Please note that basic load ratings and limiting speeds shown above indicate the value applicable to machined cage. Consult JTEKT about bearings with pressed cage, since they may be different from bearings with machined cage in values above.

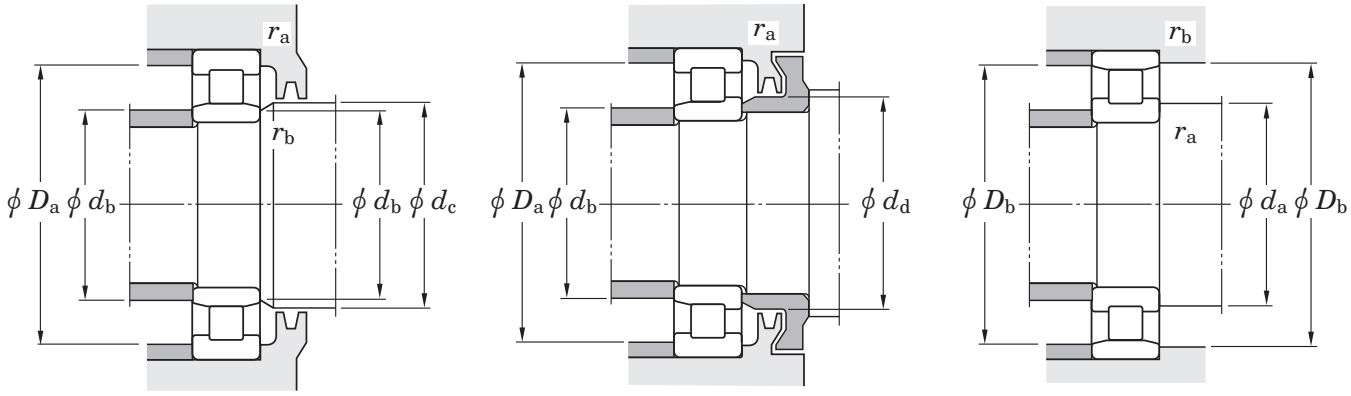

NUP	N	NF	Mounting dimensions (mm) d_a min.	d_b min.	d_b max.	d_c min.	d_d min.	D_a max.	D_b max.	D_b min.	r_a max.	r_b max.	(Refer.) Mass NU (kg)
NUP313R	—	—	76	76	81	85	93	129	—	—	2	2	2.31
NUP2313	—	—	76	76	81	85	93	129	—	—	2	2	3.25
NUP2313R	—	—	76	76	81	85	93	129	—	—	2	2	3.36
—	—	—	76	76	81	85	—	129	—	—	2	2	4.53
NUP413	**N413**	**NF413**	76	76	88	91	100	149	149	137	2	2	3.58
NUP1014	—	—	76.5	75	78	82	—	103.5	—	—	1	1	0.702
NUP214	**N214**	**NF214**	78	78	82	86	92	117	117	114	1.5	1.5	1.15
NUP214R	—	—	78	78	82	86	92	117	—	—	1.5	1.5	1.16
NUP2214	—	—	78	78	82	86	92	117	—	—	1.5	1.5	1.52
NUP2214R	—	—	78	78	82	86	92	117	—	—	1.5	1.5	1.53
—	—	—	78	78	82	86	—	117	—	—	1.5	1.5	2.09
NUP314	**N314**	**NF314**	81	81	87	92	100	139	139	134	2	2	2.73
NUP314R	—	—	81	81	87	92	100	139	—	—	2	2	2.81
NUP2314	—	—	81	81	87	92	100	139	—	—	2	2	3.97
NUP2314R	—	—	81	81	87	92	100	139	—	—	2	2	4.08
—	—	—	81	81	87	92	—	139	—	—	2	2	5.62
NUP414	**N414**	**NF414**	83	83	99	102	112	167	167	153	2.5	2.5	5.26
NUP1015	—	—	81.5	80	83	87	—	108.5	—	—	1	1	0.735
NUP215	**N215**	**NF215**	83	83	87	90	96	122	122	120	1.5	1.5	1.24
NUP215R	—	—	83	83	87	90	96	122	—	—	1.5	1.5	1.29
NUP2215	—	—	83	83	87	90	96	122	—	—	1.5	1.5	1.57
NUP2215R	—	—	83	83	87	90	96	122	—	—	1.5	1.5	1.61
—	—	—	83	83	87	90	—	122	—	—	1.5	1.5	2.28
NUP315	**N315**	**NF315**	86	86	93	97	106	149	149	143	2	2	3.24
NUP315R	—	—	86	86	93	97	106	149	—	—	2	2	3.37
NUP2315	—	—	86	86	93	97	106	149	—	—	2	2	4.84
NUP2315R	—	—	86	86	93	97	106	149	—	—	2	2	5.00

2) Bearing numbers of NU and NJ type bearings with mounted thrust collar (refer to specification table shown after this specification table) are NUJ and NH.