Koyo®

# Ball & Roller Bearings




JTEKT

JTEKT CORPORATION

CAT. NO. B2001E-3

# Single-row tapered roller bearings metric series

## $d$ 25 ~ (30) mm

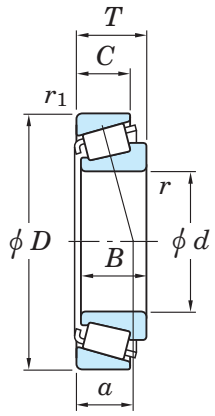


| Boundary dimensions (mm) | | | | | | | Basic load ratings (kN) | | Limiting speeds ($min^{-1}$) | | Bearing No. [1] |
|---|---|---|---|---|---|---|---|---|---|---|---|
| $d$ | $D$ | $T$ | $B$ | $C$ | $r$ min. | $r_1$ min. | $C_r$ | $C_{0r}$ | Grease lub. | Oil lub. | |
| **25** | 47 | 15 | 15 | 11.5 | 0.6 | 0.6 | 30.2 | 37.7 | 8 300 | 11 000 | **32005JR** |
| | 47 | 17 | 17 | 14 | 0.6 | 0.6 | 33.5 | 42.3 | 8 300 | 11 000 | **33005JR** |
| | 52 | 16.25 | 15 | 12 | 1 | 1 | 30.4 | 32.4 | 7 900 | 11 000 | **30205XR** |
| | 52 | 16.25 | 15 | 13 | 1 | 1 | 31.5 | 33.7 | 7 800 | 10 000 | **30205JR** |
| | 52 | 19.25 | 18 | 16 | 1 | 1 | 36.4 | 43.2 | 7 900 | 11 000 | **32205XR** |
| | 52 | 19.25 | 18 | 16 | 1 | 1 | 39.8 | 44.8 | 7 900 | 11 000 | **32205JR** |
| | 52 | 22 | 22 | 18 | 1 | 1 | 48.9 | 58.5 | 7 900 | 10 000 | **33205JR** |
| | 62 | 18.25 | 17 | 13 | 1.5 | 1.5 | 39.8 | 42.5 | 5 700 | 8 000 | **30305DJR** |
| | 62 | 18.25 | 17 | 14 | 1.5 | 1.5 | 45.0 | 45.8 | 6 700 | 9 000 | **TR0506R** |
| | 62 | 18.25 | 17 | 15 | 1.5 | 1.5 | 48.2 | 46.9 | 6 800 | 9 000 | **30305JR** |
| | 62 | 25.25 | 24 | 19 | 1.5 | 1.5 | 57.2 | 65.8 | 7 000 | 9 300 | **32305XR** |
| | 62 | 25.25 | 24 | 20 | 1.5 | 1.5 | 61.2 | 64.1 | 6 900 | 9 100 | **32305JR** |
| **28** | 52 | 16 | 16 | 12 | 1 | 1 | 35.2 | 44.0 | 7 500 | 10 000 | **320/28JR** |
| | 58 | 17.25 | 16 | 13 | 1 | 1 | 38.8 | 41.7 | 7 000 | 9 300 | **302/28CR** |
| | 58 | 17.25 | 16 | 14 | 1 | 1 | 38.8 | 42.0 | 7 000 | 9 300 | **302/28R** |
| | 58 | 20.25 | 19 | 16 | 1 | 1 | 44.9 | 54.1 | 7 100 | 9 400 | **322/28CR** |
| | 58 | 20.25 | 19 | 16 | 1 | 1 | 49.2 | 55.2 | 6 900 | 9 100 | **322/28R** |
| | 58 | 24 | 24 | 19 | 1 | 1 | 57.6 | 69.5 | 7 000 | 9 300 | **332/28JR** |
| | 68 | 19.75 | 18 | 14 | 1.5 | 1.5 | 51.7 | 50.2 | 6 200 | 8 200 | **303/28CR** |
| | 68 | 19.75 | 18 | 16 | 1.5 | 1.5 | 53.5 | 54.0 | 6 100 | 8 200 | **303/28R** |
| | 68 | 25.75 | 24 | 20 | 1.5 | 1.5 | 66.5 | 72.9 | 6 300 | 8 500 | **323/28CR** |
| | 68 | 25.75 | 24 | 21 | 1.5 | 1.5 | 69.6 | 75.6 | 6 100 | 8 100 | **323/28R** |
| **30** | 55 | 17 | 17 | 13 | 1 | 1 | 38.2 | 48.0 | 7 000 | 9 400 | **32006JR** |
| | 55 | 20 | 20 | 16 | 1 | 1 | 43.2 | 55.2 | 7 000 | 9 400 | **33006JR** |
| | 62 | 17.25 | 16 | 13 | 1 | 1 | 42.3 | 45.1 | 6 500 | 8 700 | **30206CR** |
| | 62 | 17.25 | 16 | 14 | 1 | 1 | 41.5 | 44.8 | 6 500 | 8 700 | **30206JR** |
| | 62 | 21.25 | 20 | 16 | 1 | 1 | 51.7 | 59.0 | 6 600 | 8 900 | **32206XR** |

[Note] 1) Please consult with JTEKT when using the bearings identified by suffix C. They are medium-tapered types especially designed for special purposes.

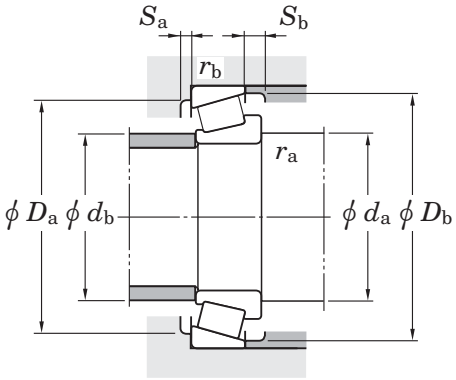


| Dimension series to ISO355 (Refer.) | Load center (mm) $a$ | Mounting dimensions (mm) $d_a$ min. | $d_b$ max. | $D_a$ max. | $D_a$ min. | $D_b$ min. | $S_a$ min. | $S_b$ min. | $r_a$ max. | $r_b$ max. | Constant $e$ | Axial load factors $Y_1$ | $Y_0$ | (Refer.) Mass (kg) |
|---|---|---|---|---|---|---|---|---|---|---|---|---|---|---|
| 4CC | 11.8 | 29.5 | 30 | 42.5 | 40 | 44 | 3 | 3.5 | 0.6 | 0.6 | 0.43 | 1.39 | 0.77 | 0.118 |
| 2CE | 10.9 | 29.5 | 30 | 42.5 | 41 | 44 | 3 | 3 | 0.6 | 0.6 | 0.29 | 2.07 | 1.14 | 0.131 |
| — | 14.9 | 30.5 | 30 | 46.5 | 41 | 49 | 2 | 4 | 1 | 1 | 0.58 | 1.04 | 0.57 | 0.155 |
| 3CC | 12.9 | 30.5 | 31 | 46.5 | 44 | 48 | 2 | 3 | 1 | 1 | 0.37 | 1.60 | 0.88 | 0.156 |
| — | 16.2 | 30.5 | 30 | 46.5 | 40 | 50 | 2 | 3 | 1 | 1 | 0.55 | 1.10 | 0.60 | 0.200 |
| 2CD | 13.5 | 30.5 | 31 | 46.5 | 43 | 48 | 2 | 4 | 1 | 1 | 0.36 | 1.67 | 0.92 | 0.188 |
| 2DE | 14.1 | 30.5 | 30 | 46.5 | 43 | 49 | 4 | 4 | 1 | 1 | 0.35 | 1.71 | 0.94 | 0.225 |
| 7FB | 20.4 | 33.5 | 34 | 53.5 | 47 | 58.5 | 3 | 5 | 1.5 | 1.5 | 0.83 | 0.73 | 0.40 | 0.269 |
| — | 16.3 | 33.5 | 35 | 53.5 | 50 | 58 | 3 | 4 | 1.5 | 1.5 | 0.55 | 1.10 | 0.60 | 0.275 |
| 2FB | 12.9 | 33.5 | 34 | 54 | 54 | 57 | 2 | 3 | 1.5 | 1.5 | 0.30 | 2.00 | 1.10 | 0.273 |
| — | 18.9 | 33.5 | 33 | 53.5 | 46 | 58 | 3 | 6 | 1.5 | 1.5 | 0.55 | 1.10 | 0.60 | 0.390 |
| 2FD | 16.6 | 33.5 | 33 | 53.5 | 52 | 57 | 3 | 5 | 1.5 | 1.5 | 0.30 | 2.00 | 1.10 | 0.386 |
| 4CC | 12.7 | 33.5 | 33 | 46.5 | 45 | 49 | 3 | 4 | 1 | 1 | 0.43 | 1.39 | 0.77 | 0.150 |
| — | 16.0 | 33.5 | 34 | 52.5 | 47 | 55 | 2 | 4 | 1 | 1 | 0.55 | 1.10 | 0.60 | 0.205 |
| — | 13.4 | 33.5 | 35 | 52.5 | 49 | 54 | 2 | 3 | 1 | 1 | 0.37 | 1.60 | 0.88 | 0.209 |
| — | 17.0 | 33.5 | 33 | 52.5 | 45 | 55 | 3 | 4 | 1 | 1 | 0.55 | 1.10 | 0.60 | 0.255 |
| — | 15.0 | 33.5 | 35 | 52.5 | 49 | 54.5 | 2 | 4 | 1 | 1 | 0.37 | 1.60 | 0.88 | 0.244 |
| 2DE | 15.4 | 33.5 | 34 | 52.5 | 49 | 55 | 4 | 5 | 1 | 1 | 0.34 | 1.77 | 0.97 | 0.302 |
| — | 17.8 | 36.5 | 37 | 59.5 | 55 | 64 | 3 | 4.5 | 1.5 | 1.5 | 0.55 | 1.10 | 0.60 | 0.332 |
| — | 14.9 | 36.5 | 38 | 59.5 | 58 | 63 | 2 | 3.5 | 1.5 | 1.5 | 0.32 | 1.88 | 1.04 | 0.345 |
| — | 20.5 | 36.5 | 35 | 59.5 | 51 | 64 | 3 | 5.5 | 1.5 | 1.5 | 0.55 | 1.10 | 0.60 | 0.480 |
| — | 17.6 | 36.5 | 38 | 59.5 | 57 | 63 | 3 | 4.5 | 1.5 | 1.5 | 0.32 | 1.88 | 1.04 | 0.469 |
| 4CC | 13.6 | 35.5 | 35 | 49.5 | 47 | 52 | 3 | 4 | 1 | 1 | 0.43 | 1.39 | 0.77 | 0.177 |
| 2CE | 13.0 | 35.5 | 36 | 49.5 | 48 | 52 | 3 | 4 | 1 | 1 | 0.29 | 2.06 | 1.13 | 0.203 |
| — | 16.5 | 35.5 | 36 | 56.5 | 51 | 59 | 2 | 4 | 1 | 1 | 0.55 | 1.10 | 0.60 | 0.230 |
| 3DB | 14.1 | 35.5 | 37 | 56.5 | 53 | 57 | 2 | 3 | 1 | 1 | 0.37 | 1.60 | 0.88 | 0.236 |
| — | 18.0 | 35.5 | 36 | 56.5 | 49 | 59 | 3 | 5 | 1 | 1 | 0.55 | 1.10 | 0.60 | 0.300 |

# Single-row tapered roller bearings metric series

## $d$ (30) ~ (35) mm

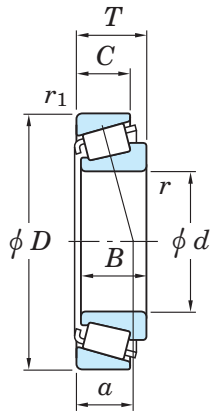


| Boundary dimensions (mm) | | | | | | | Basic load ratings (kN) | | Limiting speeds ($min^{-1}$) | | Bearing No. [1] |
|---|---|---|---|---|---|---|---|---|---|---|---|
| $d$ | $D$ | $T$ | $B$ | $C$ | $r$ min. | $r_1$ min. | $C_r$ | $C_{0r}$ | Grease lub. | Oil lub. | |
| **30** | 62 | 21.25 | 20 | 17 | 1 | 1 | 50.7 | 57.9 | 6 500 | 8 700 | **32206JR** |
| | 62 | 25 | 25 | 19.5 | 1 | 1 | 66.4 | 79.4 | 6 500 | 8 700 | **33206JR** |
| | 72 | 20.75 | 19 | 14 | 1.5 | 1.5 | 50.9 | 54.9 | 4 900 | 6 800 | **30306DJR** |
| | 72 | 20.75 | 19 | 16 | 1.5 | 1.5 | 56.9 | 55.6 | 5 900 | 7 900 | **TRA0607R** |
| | 72 | 20.75 | 19 | 16 | 1.5 | 1.5 | 59.6 | 60.1 | 5 800 | 7 700 | **30306JR** |
| | 72 | 28.75 | 27 | 23 | 1.5 | 1.5 | 80.0 | 93.8 | 6 000 | 8 000 | **32306CR** |
| | 72 | 28.75 | 27 | 23 | 1.5 | 1.5 | 82.2 | 91.6 | 5 900 | 7 900 | **32306JR** |
| **32** | 58 | 17 | 17 | 13 | 1 | 1 | 39.2 | 50.6 | 6 700 | 8 900 | **320/32JR** |
| | 65 | 18.25 | 17 | 14 | 1 | 1 | 47.5 | 51.5 | 6 200 | 8 300 | **302/32CR** |
| | 65 | 18.25 | 17 | 15 | 1 | 1 | 48.0 | 51.4 | 6 200 | 8 200 | **302/32R** |
| | 65 | 22.25 | 21 | 17 | 1 | 1 | 55.8 | 65.1 | 6 300 | 8 400 | **322/32CR** |
| | 65 | 22.25 | 21 | 18 | 1 | 1 | 51.6 | 57.7 | 6 200 | 8 200 | **322/32** |
| | 65 | 26 | 26 | 20.5 | 1 | 1 | 71.8 | 86.9 | 6 200 | 8 300 | **332/32JR** |
| | 75 | 21.75 | 20 | 16 | 1.5 | 1.5 | 63.4 | 66.3 | 5 600 | 7 400 | **303/32CR** |
| | 75 | 21.75 | 20 | 18 | 1.5 | 1.5 | 64.4 | 65.6 | 5 500 | 7 300 | **303/32R** |
| | 75 | 29.75 | 28 | 23 | 1.5 | 1.5 | 75.1 | 87.1 | 5 600 | 7 400 | **TR0608A** |
| | 75 | 29.75 | 28 | 25 | 1.5 | 1.5 | 89.6 | 101 | 5 600 | 7 400 | **323/32R** |
| **35** | 55 | 14 | 14 | 11.5 | 0.6 | 0.6 | 26.1 | 36.5 | 6 600 | 8 800 | **32907JR-2** |
| | 62 | 18 | 18 | 14 | 1 | 1 | 45.5 | 59.4 | 6 200 | 8 200 | **32007JR** |
| | 62 | 21 | 20 | 16 | 1 | 1 | 40.8 | 53.8 | 6 200 | 8 200 | **33007** |
| | 62 | 21 | 21 | 17 | 1 | 1 | 51.3 | 68.0 | 6 200 | 8 200 | **33007JR** |
| | 72 | 18.25 | 17 | 15 | 1.5 | 1.5 | 52.9 | 56.2 | 5 700 | 7 600 | **30207CR** |
| | 72 | 18.25 | 17 | 15 | 1.5 | 1.5 | 55.1 | 60.9 | 5 600 | 7 400 | **30207JR** |
| | 72 | 24.25 | 23 | 19 | 1.5 | 1.5 | 69.0 | 86.6 | 5 700 | 7 600 | **32207-1R** |
| | 72 | 24.25 | 23 | 19 | 1.5 | 1.5 | 69.6 | 82.4 | 5 600 | 7 500 | **32207JR** |
| | 72 | 28 | 28 | 22 | 1.5 | 1.5 | 87.6 | 107 | 5 700 | 7 500 | **33207JR** |
| | 80 | 22.75 | 21 | 15 | 2 | 1.5 | 63.1 | 69.1 | 4 300 | 6 000 | **30307DJR** |

[Note] 1) Please consult with JTEKT when using the bearings identified by suffix C. They are medium-tapered types especially designed for special purposes.

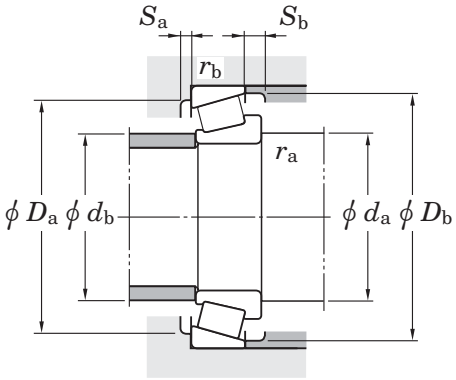


| Dimension series to ISO355 (Refer.) | Load center (mm) $a$ | Mounting dimensions (mm) $d_a$ min. | $d_b$ max. | $D_a$ max. | $D_a$ min. | $D_b$ min. | $S_a$ min. | $S_b$ min. | $r_a$ max. | $r_b$ max. | Constant $e$ | Axial load factors $Y_1$ | $Y_0$ | (Refer.) Mass (kg) |
|---|---|---|---|---|---|---|---|---|---|---|---|---|---|---|
| 3DC | 15.9 | 35.5 | 37 | 56.5 | 52 | 58 | 2 | 4 | 1 | 1 | 0.37 | 1.60 | 0.88 | 0.292 |
| 2DE | 16.3 | 35.5 | 36 | 56.5 | 53 | 59 | 5 | 5.5 | 1 | 1 | 0.34 | 1.76 | 0.97 | 0.359 |
| 7FB | 23.7 | 38.5 | 40 | 63.5 | 55 | 68 | 3 | 6.5 | 1.5 | 1.5 | 0.83 | 0.73 | 0.40 | 0.400 |
| — | 18.6 | 38.5 | 39 | 63.5 | 58 | 68 | 3 | 4.5 | 1.5 | 1.5 | 0.55 | 1.10 | 0.60 | 0.405 |
| 2FB | 15.7 | 38.5 | 40 | 63.5 | 62 | 66 | 3 | 4.5 | 1.5 | 1.5 | 0.31 | 1.90 | 1.05 | 0.411 |
| 5FD | 22.0 | 38.5 | 37 | 63.5 | 54 | 68 | 3 | 5.5 | 1.5 | 1.5 | 0.55 | 1.10 | 0.60 | 0.610 |
| 2FD | 18.9 | 38.5 | 39 | 63.5 | 59 | 66 | 3 | 5.5 | 1.5 | 1.5 | 0.31 | 1.90 | 1.05 | 0.588 |
| 4CC | 14.3 | 37.5 | 38 | 52.5 | 50 | 55 | 3 | 4 | 1 | 1 | 0.45 | 1.32 | 0.73 | 0.196 |
| — | 17.2 | 37.5 | 38 | 59.5 | 53 | 62 | 3 | 4 | 1 | 1 | 0.55 | 1.10 | 0.60 | 0.275 |
| — | 14.9 | 37.5 | 39 | 59.5 | 55 | 61 | 3 | 3 | 1 | 1 | 0.37 | 1.60 | 0.88 | 0.266 |
| — | 18.7 | 37.5 | 37 | 59.5 | 51 | 62 | 3 | 5 | 1 | 1 | 0.55 | 1.10 | 0.60 | 0.340 |
| — | 16.3 | 37.5 | 40 | 59.5 | 55 | 61 | 2 | 4 | 1 | 1 | 0.37 | 1.60 | 0.88 | 0.330 |
| 2DE | 16.9 | 37.5 | 38 | 59.5 | 55 | 62 | 5 | 5.5 | 1 | 1 | 0.35 | 1.73 | 0.95 | 0.404 |
| — | 19.7 | 40.5 | 42 | 66.5 | 60 | 70 | 3 | 5.5 | 1.5 | 1.5 | 0.55 | 1.10 | 0.60 | 0.465 |
| — | 16.0 | 40.5 | 43 | 66.5 | 64 | 70 | 3 | 3.5 | 1.5 | 1.5 | 0.32 | 1.88 | 1.04 | 0.461 |
| 5FD | 23.7 | 40.5 | 41 | 66.5 | 57 | 71 | 3 | 6.5 | 1.5 | 1.5 | 0.55 | 1.10 | 0.60 | 0.649 |
| — | 19.6 | 40.5 | 42 | 66.5 | 63 | 69 | 3 | 4.5 | 1.5 | 1.5 | 0.32 | 1.88 | 1.04 | 0.650 |
| 2BD | 10.9 | 39.5 | 40 | 50.5 | 49 | 52 | 2.5 | 2.5 | 0.6 | 0.6 | 0.29 | 2.06 | 1.13 | 0.120 |
| 4CC | 15.1 | 40.5 | 40 | 56.5 | 54 | 59 | 4 | 4 | 1 | 1 | 0.45 | 1.32 | 0.73 | 0.231 |
| — | 14.8 | 40.5 | 41 | 56.5 | 55 | 59 | 3 | 4 | 1 | 1 | 0.33 | 1.80 | 0.99 | 0.250 |
| 2CE | 14.2 | 40.5 | 41 | 56.5 | 55 | 59 | 3 | 4 | 1 | 1 | 0.31 | 1.97 | 1.08 | 0.263 |
| — | 17.9 | 43.5 | 43 | 63.5 | 59 | 68 | 3 | 3 | 1.5 | 1.5 | 0.55 | 1.10 | 0.60 | 0.350 |
| 3DB | 15.3 | 43.5 | 44 | 63.5 | 62 | 67 | 3 | 3 | 1.5 | 1.5 | 0.37 | 1.60 | 0.88 | 0.344 |
| — | 21.1 | 43.5 | 42 | 63.5 | 56 | 68 | 3 | 5 | 1.5 | 1.5 | 0.58 | 1.04 | 0.57 | 0.465 |
| 3DC | 18.2 | 43.5 | 43 | 63.5 | 61 | 67 | 3 | 5 | 1.5 | 1.5 | 0.37 | 1.60 | 0.88 | 0.453 |
| 2DE | 18.4 | 43.5 | 42 | 63.5 | 61 | 68 | 5 | 6 | 1.5 | 1.5 | 0.35 | 1.70 | 0.93 | 0.551 |
| 7FB | 26.8 | 45 | 44 | 70 | 66 | 76.5 | 3 | 7.5 | 2 | 1.5 | 0.83 | 0.73 | 0.40 | 0.536 |

# Single-row tapered roller bearings metric series

## $d$ (35) ~ (45) mm

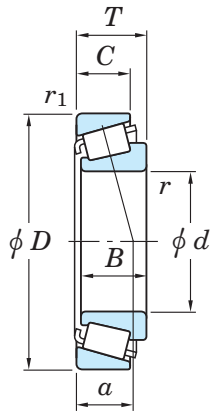


| Boundary dimensions (mm) | | | | | | | Basic load ratings (kN) | | Limiting speeds ($min^{-1}$) | | Bearing No. [1] |
|---|---|---|---|---|---|---|---|---|---|---|---|
| $d$ | $D$ | $T$ | $B$ | $C$ | $r$ min. | $r_1$ min. | $C_r$ | $C_{0r}$ | Grease lub. | Oil lub. | |
| **35** | 80 | 22.75 | 21 | 18 | 2 | 1.5 | 69.8 | 77.8 | 5 200 | 7 000 | **30307XR** |
| | 80 | 22.75 | 21 | 18 | 2 | 1.5 | 76.2 | 78.9 | 5 200 | 6 900 | **30307JR-1** |
| | 80 | 32.75 | 31 | 25 | 2 | 1.5 | 96.9 | 123 | 5 200 | 7 000 | **TR0708-1R** |
| | 80 | 32.75 | 31 | 25 | 2 | 1.5 | 101 | 114 | 5 300 | 7 000 | **32307JR** |
| **40** | 62 | 15 | 15 | 12 | 0.6 | 0.6 | 33.5 | 48.5 | 5 900 | 7 800 | **32908JR** |
| | 68 | 19 | 19 | 14.5 | 1 | 1 | 53.5 | 71.4 | 5 600 | 7 400 | **32008JR** |
| | 68 | 22 | 22 | 18 | 1 | 1 | 60.4 | 84.6 | 5 500 | 7 400 | **33008JR** |
| | 75 | 26 | 26 | 20.5 | 1.5 | 1.5 | 82.2 | 108 | 5 200 | 6 900 | **33108JR** |
| | 80 | 19.75 | 18 | 15 | 1.5 | 1.5 | 61.4 | 67.4 | 5 000 | 6 700 | **30208CR** |
| | 80 | 19.75 | 18 | 16 | 1.5 | 1.5 | 62.9 | 69.2 | 5 000 | 6 700 | **30208JR** |
| | 80 | 24.75 | 23 | 19 | 1.5 | 1.5 | 78.5 | 93.1 | 5 000 | 6 700 | **32208CR** |
| | 80 | 24.75 | 23 | 19 | 1.5 | 1.5 | 77.7 | 90.8 | 5 000 | 6 600 | **32208JR** |
| | 80 | 32 | 32 | 25 | 1.5 | 1.5 | 108 | 139 | 5 000 | 6 700 | **33208JR** |
| | 85 | 33 | 32.5 | 28 | 2.5 | 2 | 114 | 143 | 4 800 | 6 400 | **T2EE040** |
| | 90 | 25.25 | 23 | 17 | 2 | 1.5 | 80.5 | 90.2 | 3 800 | 5 300 | **30308DJR** |
| | 90 | 25.25 | 23 | 20 | 2 | 1.5 | 87.3 | 98.5 | 4 600 | 6 100 | **30308XR** |
| | 90 | 25.25 | 23 | 20 | 2 | 1.5 | 90.6 | 101 | 4 500 | 6 100 | **30308JR** |
| | 90 | 35.25 | 33 | 26 | 2 | 1.5 | 112 | 138 | 4 700 | 6 200 | **TR0809AR** |
| | 90 | 35.25 | 33 | 27 | 2 | 1.5 | 116 | 139 | 4 600 | 6 200 | **32308JR** |
| **45** | 68 | 15 | 15 | 12 | 0.6 | 0.6 | 34.7 | 52.4 | 5 300 | 7 100 | **32909JR** |
| | 75 | 20 | 20 | 15.5 | 1 | 1 | 62.8 | 86.5 | 5 000 | 6 600 | **32009JR** |
| | 75 | 24 | 24 | 19 | 1 | 1 | 69.6 | 101 | 5 000 | 6 700 | **33009JR** |
| | 80 | 26 | 26 | 20.5 | 1.5 | 1.5 | 87.5 | 120 | 4 800 | 6 400 | **33109JR** |
| | 85 | 20.75 | 19 | 15 | 1.5 | 1.5 | 69.4 | 81.5 | 4 600 | 6 100 | **30209XR** |
| | 85 | 20.75 | 19 | 16 | 1.5 | 1.5 | 67.2 | 77.4 | 4 600 | 6 100 | **30209JR** |
| | 85 | 24.75 | 23 | 19 | 1.5 | 1.5 | 80.7 | 102 | 4 600 | 6 200 | **32209CR** |
| | 85 | 24.75 | 23 | 19 | 1.5 | 1.5 | 84.2 | 104 | 4 600 | 6 100 | **32209JR-1** |

[Note] 1) Please consult with JTEKT when using the bearings identified by suffix C. They are medium-tapered types especially designed for special purposes.

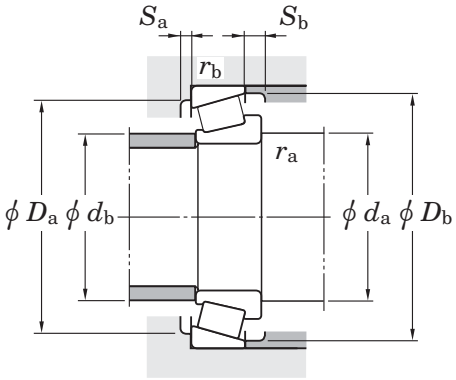


| Dimension series to ISO355 (Refer.) | Load center (mm) $a$ | Mounting dimensions (mm) $d_a$ min. | $d_b$ max. | $D_a$ max. | $D_a$ min. | $D_b$ min. | $S_a$ min. | $S_b$ min. | $r_a$ max. | $r_b$ max. | Constant $e$ | Axial load factors $Y_1$ | $Y_0$ | (Refer.) Mass (kg) |
|---|---|---|---|---|---|---|---|---|---|---|---|---|---|---|
| — | 20.5 | 45 | 45 | 70 | 63 | 74 | 3 | 4.5 | 2 | 1.5 | 0.55 | 1.10 | 0.60 | 0.560 |
| 2FB | 16.9 | 45 | 45 | 70 | 70 | 74 | 3 | 4.5 | 2 | 1.5 | 0.31 | 1.90 | 1.05 | 0.527 |
| — | 23.8 | 45 | 44 | 70 | 60 | 75 | 3 | 7.5 | 2 | 1.5 | 0.47 | 1.27 | 0.70 | 0.830 |
| 2FE | 20.6 | 45 | 44 | 70 | 66 | 74 | 3 | 7.5 | 2 | 1.5 | 0.31 | 1.90 | 1.05 | 0.776 |
| 2BC | 11.9 | 44.5 | 45 | 57.5 | 55 | 59 | 3 | 3 | 0.6 | 0.6 | 0.29 | 2.07 | 1.14 | 0.164 |
| 3CD | 15.1 | 45.5 | 46 | 62.5 | 60 | 65 | 4 | 4.5 | 1 | 1 | 0.38 | 1.58 | 0.87 | 0.282 |
| 2BE | 14.7 | 45.5 | 46 | 62.5 | 60 | 65 | 3 | 4 | 1 | 1 | 0.28 | 2.12 | 1.17 | 0.326 |
| 2CE | 18.3 | 48.5 | 47 | 66.5 | 65 | 71 | 4 | 5.5 | 1.5 | 1.5 | 0.36 | 1.69 | 0.93 | 0.508 |
| — | 20.2 | 48.5 | 49 | 71.5 | 66 | 76 | 3 | 4.5 | 1.5 | 1.5 | 0.55 | 1.10 | 0.60 | 0.445 |
| 3DB | 17.0 | 48.5 | 49 | 71.5 | 69 | 75 | 3 | 3.5 | 1.5 | 1.5 | 0.37 | 1.60 | 0.88 | 0.434 |
| 5DC | 22.0 | 48.5 | 48 | 71.5 | 64 | 76 | 3 | 5.5 | 1.5 | 1.5 | 0.55 | 1.10 | 0.60 | 0.570 |
| 3DC | 19.4 | 48.5 | 48 | 71.5 | 68 | 75 | 3 | 5.5 | 1.5 | 1.5 | 0.37 | 1.60 | 0.88 | 0.554 |
| 2DE | 20.7 | 48.5 | 47 | 71.5 | 67 | 76 | 5 | 7 | 1.5 | 1.5 | 0.36 | 1.68 | 0.92 | 0.758 |
| 2EE | 21.9 | 52 | 48 | 75 | 70 | 80 | 5 | 5 | 2 | 2 | 0.34 | 1.74 | 0.96 | 0.900 |
| 7FB | 29.9 | 50 | 51 | 80 | 71 | 86.5 | 3 | 8 | 2 | 1.5 | 0.83 | 0.73 | 0.40 | 0.757 |
| — | 23.8 | 50 | 53 | 80 | 72 | 84 | 3 | 5 | 2 | 1.5 | 0.55 | 1.10 | 0.60 | 0.780 |
| 2FB | 19.9 | 50 | 52 | 80 | 77 | 82 | 3 | 5 | 2 | 1.5 | 0.35 | 1.74 | 0.96 | 0.757 |
| — | 27.5 | 50 | 49 | 80 | 67 | 85 | 3 | 9 | 2 | 1.5 | 0.55 | 1.10 | 0.60 | 1.10 |
| 2FD | 24.3 | 50 | 50 | 80 | 73 | 82 | 3 | 8 | 2 | 1.5 | 0.35 | 1.74 | 0.96 | 1.06 |
| 2BC | 12.5 | 49.5 | 50 | 63.5 | 61 | 64 | 3 | 3 | 0.6 | 0.6 | 0.32 | 1.88 | 1.04 | 0.190 |
| 3CC | 16.5 | 50.5 | 51 | 69.5 | 67 | 72 | 4 | 4.5 | 1 | 1 | 0.39 | 1.53 | 0.84 | 0.354 |
| 2CE | 16.4 | 50.5 | 51 | 69.5 | 67 | 71 | 4 | 5 | 1 | 1 | 0.29 | 2.04 | 1.12 | 0.416 |
| 3CE | 19.4 | 53.5 | 52 | 71.5 | 69 | 76.5 | 4 | 5.5 | 1.5 | 1.5 | 0.38 | 1.57 | 0.86 | 0.563 |
| — | 21.1 | 53.5 | 54 | 76.5 | 71 | 80 | 4 | 5.5 | 1.5 | 1.5 | 0.55 | 1.10 | 0.60 | 0.500 |
| 3DB | 18.9 | 53.5 | 54 | 76.5 | 74 | 80 | 3 | 4.5 | 1.5 | 1.5 | 0.40 | 1.48 | 0.81 | 0.502 |
| — | 23.0 | 53.5 | 53 | 76.5 | 69 | 81 | 3 | 5.5 | 1.5 | 1.5 | 0.55 | 1.10 | 0.60 | 0.625 |
| 3DC | 20.3 | 53.5 | 53 | 76.5 | 73 | 81 | 3 | 5.5 | 1.5 | 1.5 | 0.40 | 1.48 | 0.81 | 0.597 |

# Single-row tapered roller bearings metric series

## $d$ (45) ~ (55) mm

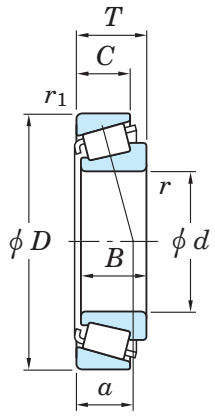


| Boundary dimensions (mm) | | | | | | | Basic load ratings (kN) | | Limiting speeds ($min^{-1}$) | | Bearing No. [1] |
|---|---|---|---|---|---|---|---|---|---|---|---|
| $d$ | $D$ | $T$ | $B$ | $C$ | $r$ min. | $r_1$ min. | $C_r$ | $C_{0r}$ | Grease lub. | Oil lub. | |
| **45** | 85 | 32 | 32 | 25 | 1.5 | 1.5 | 112 | 149 | 4 600 | 6 200 | **33209JR** |
| | 95 | 29 | 26.5 | 20 | 2.5 | 2.5 | 94.1 | 118 | 3 600 | 5 100 | **T7FC045** |
| | 95 | 36 | 35 | 30 | 2.5 | 2.5 | 140 | 177 | 4 300 | 5 700 | **T2ED045** |
| | 100 | 27.25 | 25 | 18 | 2 | 1.5 | 95.1 | 107 | 3 400 | 4 700 | **30309DJR** |
| | 100 | 27.25 | 25 | 20 | 2 | 1.5 | 109 | 119 | 4 100 | 5 500 | **30309CR** |
| | 100 | 27.25 | 25 | 22 | 2 | 1.5 | 113 | 128 | 4 100 | 5 400 | **30309JR** |
| | 100 | 38.25 | 36 | 29 | 2 | 1.5 | 145 | 182 | 4 200 | 5 600 | **32309CR** |
| | 100 | 38.25 | 36 | 30 | 2 | 1.5 | 146 | 180 | 4 100 | 5 500 | **32309JR** |
| **50** | 72 | 15 | 15 | 12 | 0.6 | 0.6 | 35.9 | 56.3 | 4 900 | 6 600 | **32910JR** |
| | 80 | 20 | 20 | 15.5 | 1 | 1 | 65.7 | 94.5 | 4 600 | 6 100 | **32010JR** |
| | 80 | 24 | 24 | 19 | 1 | 1 | 73.0 | 110 | 4 600 | 6 100 | **33010JR** |
| | 85 | 26 | 26 | 20 | 1.5 | 1.5 | 89.4 | 127 | 4 400 | 5 900 | **33110JR** |
| | 90 | 21.75 | 20 | 16 | 1.5 | 1.5 | 77.2 | 95.8 | 4 300 | 5 700 | **30210CR** |
| | 90 | 21.75 | 20 | 17 | 1.5 | 1.5 | 76.5 | 91.7 | 4 300 | 5 700 | **30210JR** |
| | 90 | 24.75 | 23 | 19 | 1.5 | 1.5 | 84.5 | 113 | 4 300 | 5 700 | **32210CR** |
| | 90 | 24.75 | 23 | 19 | 1.5 | 1.5 | 85.0 | 105 | 4 300 | 5 700 | **32210JR** |
| | 90 | 32 | 32 | 24.5 | 1.5 | 1.5 | 119 | 167 | 4 300 | 5 700 | **33210JR** |
| | 100 | 36 | 35 | 30 | 2.5 | 2.5 | 157 | 196 | 4 100 | 5 400 | **T2ED050** |
| | 105 | 32 | 29 | 22 | 3 | 3 | 113 | 140 | 3 300 | 4 600 | **T7FC050** |
| | 110 | 29.25 | 27 | 19 | 2.5 | 2 | 115 | 133 | 3 100 | 4 300 | **30310DJR** |
| | 110 | 29.25 | 27 | 20 | 2.5 | 2 | 124 | 143 | 3 700 | 4 900 | **30310CR** |
| | 110 | 29.25 | 27 | 23 | 2.5 | 2 | 137 | 152 | 3 700 | 4 900 | **30310JR** |
| | 110 | 42.25 | 40 | 33 | 2.5 | 2 | 171 | 234 | 3 800 | 5 100 | **32310CR** |
| | 110 | 42.25 | 40 | 33 | 2.5 | 2 | 176 | 220 | 3 700 | 5 000 | **32310JR** |
| **55** | 80 | 17 | 17 | 14 | 1 | 1 | 44.6 | 73.3 | 4 400 | 5 900 | **32911JR** |
| | 90 | 23 | 23 | 17.5 | 1.5 | 1.5 | 84.6 | 121 | 4 100 | 5 500 | **32011JR** |
| | 90 | 27 | 27 | 21 | 1.5 | 1.5 | 96.5 | 149 | 4 100 | 5 400 | **33011JR** |

[Note] 1) Please consult with JTEKT when using the bearings identified by suffix C. They are medium-tapered types especially designed for special purposes.

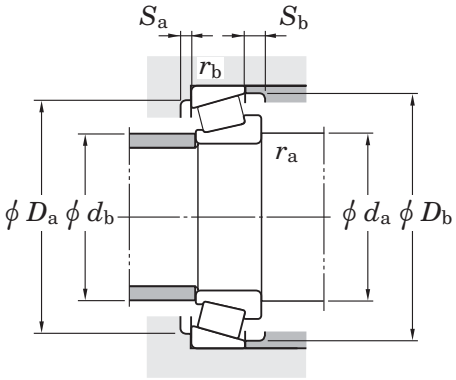


| Dimension series to ISO355 (Refer.) | Load center (mm) | Mounting dimensions (mm) | | | | | | | | | Constant | Axial load factors | | (Refer.) Mass |
|---|---|---|---|---|---|---|---|---|---|---|---|---|---|---|
| | $a$ | $d_a$ min. | $d_b$ max. | $D_a$ max. | $D_a$ min. | $D_b$ min. | $S_a$ min. | $S_b$ min. | $r_a$ max. | $r_b$ max. | $e$ | $Y_1$ | $Y_0$ | (kg) |
| 3DE | 21.8 | 53.5 | 52 | 76.5 | 72 | 81 | 5 | 7 | 1.5 | 1.5 | 0.39 | 1.56 | 0.86 | 0.818 |
| 7FC | 32.6 | 57 | 54 | 83 | 71 | 91 | 3 | 9 | 2 | 2 | 0.87 | 0.69 | 0.38 | 0.943 |
| 2ED | 23.8 | 57 | 55 | 83 | 80 | 89 | 6 | 6 | 2 | 2 | 0.32 | 1.86 | 1.02 | 1.20 |
| 7FB | 32.9 | 55 | 56 | 90 | 79 | 96 | 3 | 9 | 2 | 1.5 | 0.83 | 0.73 | 0.40 | 0.973 |
| — | 25.7 | 55 | 57 | 90 | 81 | 94 | 4 | 7 | 2 | 1.5 | 0.55 | 1.10 | 0.60 | 1.00 |
| 2FB | 21.3 | 55 | 59 | 90 | 86 | 93 | 3 | 5 | 2 | 1.5 | 0.35 | 1.74 | 0.96 | 1.01 |
| — | 30.3 | 55 | 56 | 90 | 76 | 95 | 4 | 9 | 2 | 1.5 | 0.55 | 1.10 | 0.60 | 1.45 |
| 2FD | 26.8 | 55 | 56 | 90 | 82 | 93 | 3 | 8 | 2 | 1.5 | 0.35 | 1.74 | 0.96 | 1.43 |
| 2BC | 13.7 | 54.5 | 55 | 67.5 | 65 | 69 | 3 | 3 | 0.6 | 0.6 | 0.34 | 1.76 | 0.97 | 0.195 |
| 3CC | 17.7 | 55.5 | 56 | 74.5 | 72 | 77 | 4 | 4.5 | 1 | 1 | 0.42 | 1.42 | 0.78 | 0.389 |
| 2CE | 17.4 | 55.5 | 56 | 74.5 | 72 | 76 | 4 | 5 | 1 | 1 | 0.32 | 1.90 | 1.04 | 0.451 |
| 3CE | 20.6 | 58.5 | 56 | 76.5 | 74 | 81.5 | 4 | 6 | 1.5 | 1.5 | 0.41 | 1.46 | 0.80 | 0.594 |
| — | 22.7 | 58.5 | 58 | 81.5 | 76 | 86 | 4 | 5.5 | 1.5 | 1.5 | 0.55 | 1.10 | 0.60 | 0.590 |
| 3DB | 20.1 | 58.5 | 58 | 81.5 | 79 | 85 | 3 | 4.5 | 1.5 | 1.5 | 0.42 | 1.43 | 0.79 | 0.566 |
| — | 24.0 | 58.5 | 58 | 81.5 | 74 | 86 | 3 | 5.5 | 1.5 | 1.5 | 0.55 | 1.10 | 0.60 | 0.675 |
| 3DC | 20.6 | 58.5 | 58 | 81.5 | 78 | 85 | 3 | 5.5 | 1.5 | 1.5 | 0.42 | 1.43 | 0.79 | 0.643 |
| 3DE | 23.1 | 58.5 | 57 | 81.5 | 77 | 86.5 | 5 | 7.5 | 1.5 | 1.5 | 0.41 | 1.45 | 0.80 | 0.887 |
| 2ED | 24.5 | 62 | 58 | 88 | 84 | 94 | 6 | 6 | 2 | 2 | 0.34 | 1.75 | 0.96 | 1.28 |
| 7FC | 35.9 | 64 | 59 | 91 | 78 | 100 | 4 | 10 | 2.5 | 2.5 | 0.87 | 0.69 | 0.38 | 1.25 |
| 7FB | 35.0 | 62 | 62 | 98 | 87 | 105 | 3 | 10 | 2 | 2 | 0.83 | 0.73 | 0.40 | 1.25 |
| — | 27.5 | 62 | 64 | 98 | 90 | 103 | 4 | 9 | 2 | 2 | 0.55 | 1.10 | 0.60 | 1.25 |
| 2FB | 22.9 | 62 | 65 | 98 | 95 | 102 | 3 | 6 | 2 | 2 | 0.35 | 1.74 | 0.96 | 1.32 |
| 5FD | 33.4 | 62 | 61 | 98 | 81 | 103 | 4 | 9 | 2 | 2 | 0.55 | 1.10 | 0.60 | 2.00 |
| 2FD | 29.4 | 62 | 62 | 98 | 90 | 102 | 3 | 9 | 2 | 2 | 0.35 | 1.74 | 0.96 | 1.89 |
| 2BC | 14.5 | 61 | 61 | 74 | 72 | 76 | 3 | 3 | 1 | 1 | 0.31 | 1.94 | 1.07 | 0.285 |
| 3CC | 19.8 | 63.5 | 63 | 81.5 | 81 | 86 | 4 | 5.5 | 1.5 | 1.5 | 0.41 | 1.48 | 0.81 | 0.569 |
| 2CE | 19.3 | 63.5 | 63 | 81.5 | 81 | 86 | 5 | 6 | 1.5 | 1.5 | 0.31 | 1.92 | 1.06 | 0.672 |

# Single-row tapered roller bearings metric series

## $d$ (55) ~ (60) mm

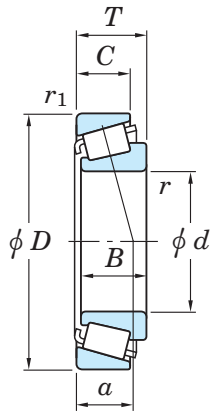


| Boundary dimensions (mm) | | | | | | | Basic load ratings (kN) | | Limiting speeds ($min^{-1}$) | | Bearing No. [1] |
|---|---|---|---|---|---|---|---|---|---|---|---|
| $d$ | $D$ | $T$ | $B$ | $C$ | $r$ min. | $r_1$ min. | $C_r$ | $C_{0r}$ | Grease lub. | Oil lub. | |
| **55** | 95 | 30 | 30 | 23 | 1.5 | 1.5 | 116 | 161 | 4 000 | 5 300 | **33111JR** |
| | 100 | 22.75 | 21 | 17 | 2 | 1.5 | 89.6 | 108 | 3 900 | 5 200 | **30211CR** |
| | 100 | 22.75 | 21 | 18 | 2 | 1.5 | 94.6 | 113 | 3 900 | 5 200 | **30211JR** |
| | 100 | 26.75 | 25 | 21 | 2 | 1.5 | 107 | 135 | 3 900 | 5 200 | **32211CR** |
| | 100 | 26.75 | 25 | 21 | 2 | 1.5 | 107 | 133 | 3 900 | 5 200 | **32211JR-1** |
| | 100 | 35 | 35 | 27 | 2 | 1.5 | 142 | 189 | 3 900 | 5 200 | **33211JR** |
| | 115 | 34 | 31 | 23.5 | 3 | 3 | 129 | 164 | 3 000 | 4 200 | **T7FC055** |
| | 120 | 31.5 | 29 | 21 | 2.5 | 2 | 129 | 148 | 2 900 | 4 000 | **30311DJR** |
| | 120 | 31.5 | 29 | 22 | 2.5 | 2 | 144 | 161 | 3 400 | 4 500 | **30311CR** |
| | 120 | 31.5 | 29 | 25 | 2.5 | 2 | 149 | 170 | 3 300 | 4 500 | **30311JR** |
| | 120 | 45.5 | 43 | 35 | 2.5 | 2 | 184 | 247 | 3 400 | 4 600 | **32311C** |
| | 120 | 45.5 | 43 | 35 | 2.5 | 2 | 171 | 203 | 3 400 | 4 500 | **32311J** |
| | 120 | 45.5 | 43 | 35 | 2.5 | 2 | 200 | 250 | 3 400 | 4 500 | **32311JR** |
| **60** | 85 | 17 | 17 | 14 | 1 | 1 | 46.2 | 78.2 | 4 100 | 5 500 | **32912JR** |
| | 95 | 23 | 23 | 17.5 | 1.5 | 1.5 | 86.1 | 127 | 3 900 | 5 200 | **32012JR** |
| | 95 | 27 | 27 | 21 | 1.5 | 1.5 | 101 | 162 | 3 900 | 5 200 | **33012JR** |
| | 100 | 30 | 30 | 23 | 1.5 | 1.5 | 118 | 170 | 3 700 | 5 000 | **33112JR** |
| | 110 | 23.75 | 22 | 17 | 2 | 1.5 | 102 | 123 | 3 500 | 4 700 | **30212CR** |
| | 110 | 23.75 | 22 | 19 | 2 | 1.5 | 106 | 127 | 3 500 | 4 700 | **30212JR** |
| | 110 | 29.75 | 28 | 22 | 2 | 1.5 | 128 | 164 | 3 600 | 4 700 | **32212CR** |
| | 110 | 29.75 | 28 | 24 | 2 | 1.5 | 132 | 167 | 3 500 | 4 700 | **32212JR** |
| | 110 | 38 | 38 | 29 | 2 | 1.5 | 174 | 239 | 3 600 | 4 700 | **33212JR** |
| | 115 | 39 | 38 | 31 | 4 | 2.5 | 158 | 227 | 3 400 | 4 600 | **T5ED060** |
| | 115 | 40 | 39 | 33 | 2.5 | 2.5 | 183 | 242 | 3 400 | 4 600 | **T2EE060** |
| | 125 | 37 | 33.5 | 26 | 3 | 3 | 153 | 194 | 2 800 | 3 900 | **T7FC060** |
| | 130 | 33.5 | 31 | 22 | 3 | 2.5 | 153 | 179 | 2 600 | 3 700 | **30312DJR** |
| | 130 | 33.5 | 31 | 23 | 3 | 2.5 | 169 | 196 | 3 100 | 4 200 | **30312CR** |

[Note] 1) Please consult with JTEKT when using the bearings identified by suffix C. They are medium-tapered types especially designed for special purposes.

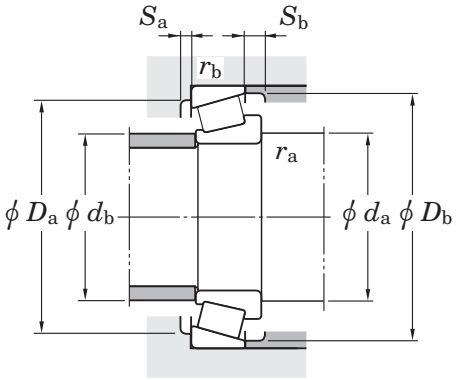


| Dimension series to ISO355 (Refer.) | Load center (mm) | Mounting dimensions (mm) | | | | | | | | | Constant | Axial load factors | | (Refer.) Mass |
|---|---|---|---|---|---|---|---|---|---|---|---|---|---|---|
| | $a$ | $d_a$ min. | $d_b$ max. | $D_a$ max. | $D_a$ min. | $D_b$ min. | $S_a$ min. | $S_b$ min. | $r_a$ max. | $r_b$ max. | $e$ | $Y_1$ | $Y_0$ | (kg) |
| 3CE | 22.5 | 63.5 | 62 | 86.5 | 83 | 91 | 5 | 7 | 1.5 | 1.5 | 0.37 | 1.60 | 0.88 | 0.868 |
| — | 24.3 | 65 | 63 | 90 | 84 | 95 | 4 | 5.5 | 2 | 1.5 | 0.55 | 1.10 | 0.60 | 0.750 |
| 3DB | 20.7 | 65 | 64 | 90 | 88 | 94 | 4 | 4.5 | 2 | 1.5 | 0.40 | 1.48 | 0.81 | 0.732 |
| — | 25.9 | 65 | 64 | 90 | 83 | 96 | 4 | 5.5 | 2 | 1.5 | 0.55 | 1.10 | 0.60 | 0.875 |
| 3DC | 23.0 | 65 | 63 | 90 | 87 | 95 | 4 | 5.5 | 2 | 1.5 | 0.40 | 1.48 | 0.81 | 0.863 |
| 3DE | 25.3 | 65 | 62 | 90 | 85 | 96 | 6 | 8 | 2 | 1.5 | 0.40 | 1.50 | 0.83 | 1.18 |
| 7FC | 38.6 | 69 | 65 | 101 | 86 | 109 | 4 | 10.5 | 2.5 | 2.5 | 0.87 | 0.69 | 0.38 | 1.59 |
| 7FB | 38.4 | 67 | 68 | 108 | 94 | 113 | 4 | 10.5 | 2 | 2 | 0.83 | 0.73 | 0.40 | 1.59 |
| — | 29.8 | 67 | 70 | 108 | 97 | 112 | 4.5 | 9.5 | 2 | 2 | 0.55 | 1.10 | 0.60 | 1.58 |
| 2FB | 25.5 | 67 | 71 | 108 | 104 | 111 | 4 | 6.5 | 2 | 2 | 0.35 | 1.74 | 0.96 | 1.65 |
| 5FD | 35.9 | 67 | 67 | 108 | 90 | 113 | 4 | 10 | 2 | 2 | 0.55 | 1.10 | 0.60 | 2.45 |
| 2FD | 32.4 | 67 | 68 | 108 | 99 | 111 | 4 | 10.5 | 2 | 2 | 0.35 | 1.74 | 0.96 | 2.24 |
| 2FD | 32.4 | 67 | 68 | 108 | 99 | 111 | 4 | 10.5 | 2 | 2 | 0.35 | 1.74 | 0.96 | 2.38 |
| 2BC | 15.6 | 65.5 | 66 | 79.5 | 77 | 81 | 3 | 3 | 1 | 1 | 0.33 | 1.81 | 1.00 | 0.306 |
| 4CC | 21.0 | 68.5 | 67 | 86.5 | 85 | 91 | 4 | 5.5 | 1.5 | 1.5 | 0.43 | 1.39 | 0.77 | 0.621 |
| 2CE | 20.1 | 68.5 | 67 | 86.5 | 85 | 90 | 5 | 6 | 1.5 | 1.5 | 0.33 | 1.83 | 1.01 | 0.719 |
| 3CE | 23.7 | 68.5 | 67 | 91.5 | 88 | 96 | 5 | 7 | 1.5 | 1.5 | 0.40 | 1.51 | 0.83 | 0.923 |
| — | 26.2 | 70 | 70 | 100 | 93 | 104 | 4 | 6.5 | 2 | 1.5 | 0.55 | 1.10 | 0.60 | 0.930 |
| 3EB | 21.9 | 70 | 70 | 100 | 96 | 103 | 4 | 4.5 | 2 | 1.5 | 0.40 | 1.48 | 0.81 | 0.945 |
| — | 28.6 | 70 | 68 | 100 | 91 | 105 | 4 | 7.5 | 2 | 1.5 | 0.55 | 1.10 | 0.60 | 1.20 |
| 3EC | 25.1 | 70 | 69 | 100 | 95 | 104 | 4 | 5.5 | 2 | 1.5 | 0.40 | 1.48 | 0.81 | 1.19 |
| 3EE | 27.2 | 70 | 69 | 100 | 93 | 105 | 6 | 9 | 2 | 1.5 | 0.40 | 1.48 | 0.82 | 1.57 |
| 5ED | 32.4 | 78 | 70 | 103 | 92 | 110 | 5 | 8 | 3 | 2 | 0.53 | 1.13 | 0.62 | 1.81 |
| 2EE | 27.6 | 72 | 70 | 103 | 98 | 109 | 6 | 7 | 2 | 2 | 0.33 | 1.80 | 0.99 | 1.80 |
| 7FC | 40.8 | 74 | 71 | 111 | 94 | 119 | 4 | 11 | 2.5 | 2.5 | 0.82 | 0.73 | 0.40 | 2.03 |
| 7FB | 40.8 | 74 | 73 | 118 | 103 | 124 | 4 | 11.5 | 2.5 | 2 | 0.83 | 0.73 | 0.40 | 2.01 |
| — | 31.9 | 74 | 75 | 118 | 105 | 121 | 5 | 10.5 | 2.5 | 2 | 0.55 | 1.10 | 0.60 | 1.99 |

# Single-row tapered roller bearings metric series

## $d$ (60) ~ (70) mm

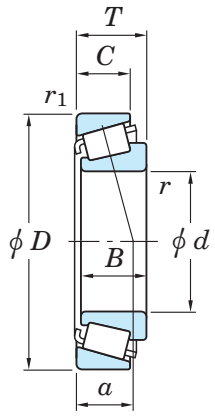


| Boundary dimensions (mm) | | | | | | | Basic load ratings (kN) | | Limiting speeds ($min^{-1}$) | | Bearing No. [1] |
|---|---|---|---|---|---|---|---|---|---|---|---|
| $d$ | $D$ | $T$ | $B$ | $C$ | $r$ min. | $r_1$ min. | $C_r$ | $C_{0r}$ | Grease lub. | Oil lub. | |
| **60** | 130 | 33.5 | 31 | 26 | 3 | 2.5 | 173 | 201 | 3 100 | 4 100 | **30312JR** |
| | 130 | 48.5 | 46 | 37 | 3 | 2.5 | 229 | 310 | 3 200 | 4 300 | **32312CR** |
| | 130 | 48.5 | 46 | 37 | 3 | 2.5 | 221 | 275 | 3 100 | 4 200 | **32312J** |
| | 130 | 48.5 | 46 | 37 | 3 | 2.5 | 244 | 315 | 3 100 | 4 200 | **32312JR** |
| **65** | 90 | 17 | 17 | 14 | 1 | 1 | 47.4 | 83.1 | 3 900 | 5 200 | **32913JR** |
| | 100 | 23 | 23 | 17.5 | 1.5 | 1.5 | 90.0 | 137 | 3 600 | 4 800 | **32013JR** |
| | 100 | 27 | 27 | 21 | 1.5 | 1.5 | 103 | 169 | 3 600 | 4 800 | **33013JR** |
| | 110 | 34 | 34 | 26.5 | 1.5 | 1.5 | 152 | 223 | 3 400 | 4 600 | **33113JR** |
| | 120 | 24.75 | 23 | 18 | 2 | 1.5 | 116 | 139 | 3 200 | 4 300 | **30213CR** |
| | 120 | 24.75 | 23 | 20 | 2 | 1.5 | 128 | 156 | 3 200 | 4 300 | **30213JR** |
| | 120 | 32.75 | 31 | 24 | 2 | 1.5 | 151 | 198 | 3 200 | 4 300 | **32213CR** |
| | 120 | 32.75 | 31 | 27 | 2 | 1.5 | 157 | 203 | 3 200 | 4 300 | **32213JR** |
| | 120 | 39 | 38 | 31 | 4 | 2.5 | 151 | 232 | 3 200 | 4 300 | **T5ED065** |
| | 120 | 41 | 41 | 32 | 2 | 1.5 | 200 | 277 | 3 200 | 4 300 | **33213JR** |
| | 130 | 37 | 33.5 | 26 | 3 | 3 | 148 | 211 | 2 600 | 3 600 | **T7FC065** |
| | 140 | 36 | 33 | 23 | 3 | 2.5 | 176 | 209 | 2 400 | 3 400 | **30313DJR** |
| | 140 | 36 | 33 | 25 | 3 | 2.5 | 193 | 227 | 2 900 | 3 900 | **30313CR** |
| | 140 | 36 | 33 | 28 | 3 | 2.5 | 204 | 239 | 2 800 | 3 800 | **30313JR** |
| | 140 | 51 | 48 | 39 | 3 | 2.5 | 258 | 361 | 2 900 | 3 900 | **32313CR** |
| | 140 | 51 | 48 | 39 | 3 | 2.5 | 250 | 312 | 2 900 | 3 900 | **32313J** |
| | 140 | 51 | 48 | 39 | 3 | 2.5 | 276 | 357 | 2 900 | 3 900 | **32313JR** |
| **70** | 100 | 20 | 20 | 16 | 1 | 1 | 71.0 | 115 | 3 500 | 4 700 | **32914JR** |
| | 110 | 25 | 25 | 19 | 1.5 | 1.5 | 108 | 163 | 3 300 | 4 400 | **32014JR** |
| | 110 | 31 | 31 | 25.5 | 1.5 | 1.5 | 134 | 208 | 3 300 | 4 400 | **33014JR** |
| | 120 | 37 | 37 | 29 | 2 | 1.5 | 181 | 266 | 3 100 | 4 200 | **33114JR** |
| | 125 | 26.25 | 24 | 19 | 2 | 1.5 | 126 | 158 | 3 000 | 4 000 | **30214CR** |
| | 125 | 26.25 | 24 | 21 | 2 | 1.5 | 138 | 173 | 3 100 | 4 100 | **30214JR** |

[Note] 1) Please consult with JTEKT when using the bearings identified by suffix C. They are medium-tapered types especially designed for special purposes.

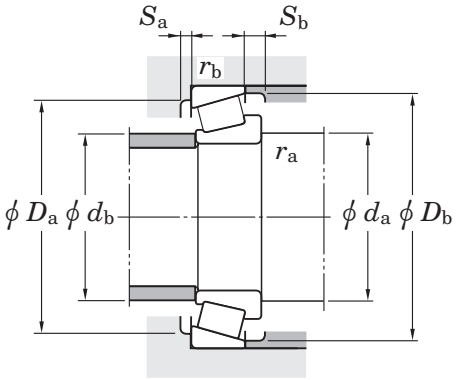


| Dimension series to ISO355 (Refer.) | Load center (mm) $a$ | Mounting dimensions (mm) $d_a$ min. | $d_b$ max. | $D_a$ max. | $D_a$ min. | $D_b$ min. | $S_a$ min. | $S_b$ min. | $r_a$ max. | $r_b$ max. | Constant $e$ | Axial load factors $Y_1$ | $Y_0$ | (Refer.) Mass (kg) |
|---|---|---|---|---|---|---|---|---|---|---|---|---|---|---|
| 2FB | 26.9 | 74 | 77 | 118 | 112 | 120 | 4 | 7.5 | 2.5 | 2 | 0.35 | 1.74 | 0.96 | 2.08 |
| 5FD | 38.3 | 74 | 73 | 118 | 98 | 122 | 5 | 11 | 2.5 | 2 | 0.55 | 1.10 | 0.60 | 3.15 |
| 2FD | 32.3 | 74 | 74 | 118 | 107 | 120 | 4 | 11.5 | 2.5 | 2 | 0.35 | 1.74 | 0.96 | 2.87 |
| 2FD | 32.3 | 74 | 74 | 118 | 107 | 120 | 4 | 11.5 | 2.5 | 2 | 0.35 | 1.74 | 0.96 | 2.99 |
| 2BC | 16.8 | 70.5 | 70 | 84.5 | 81 | 86 | 3 | 3 | 1 | 1 | 0.35 | 1.70 | 0.93 | 0.327 |
| 4CC | 22.5 | 73.5 | 72 | 91.5 | 90 | 97 | 4 | 5.5 | 1.5 | 1.5 | 0.46 | 1.31 | 0.72 | 0.664 |
| 2CE | 21.1 | 73.5 | 72 | 91.5 | 89 | 96 | 5 | 6 | 1.5 | 1.5 | 0.35 | 1.72 | 0.95 | 0.762 |
| 3DE | 25.9 | 73.5 | 73 | 101.5 | 96 | 106 | 6 | 7.5 | 1.5 | 1.5 | 0.39 | 1.55 | 0.85 | 1.33 |
| — | 28.1 | 75 | 77 | 110 | 102 | 114 | 4 | 6.5 | 2 | 1.5 | 0.55 | 1.10 | 0.60 | 1.15 |
| 3EB | 24.2 | 75 | 77 | 110 | 106 | 113 | 4 | 4.5 | 2 | 1.5 | 0.40 | 1.48 | 0.81 | 1.18 |
| — | 31.3 | 75 | 75 | 110 | 99 | 114 | 4 | 8.5 | 2 | 1.5 | 0.55 | 1.10 | 0.60 | 1.55 |
| 3EC | 26.6 | 75 | 76 | 110 | 104 | 115 | 4 | 5.5 | 2 | 1.5 | 0.40 | 1.48 | 0.81 | 1.58 |
| 5ED | 34.1 | 83 | 75 | 108 | 96 | 115 | 5 | 8 | 3 | 2 | 0.56 | 1.07 | 0.59 | 1.93 |
| 3EE | 30.0 | 75 | 74 | 110 | 102 | 115 | 7 | 9 | 2 | 1.5 | 0.39 | 1.54 | 0.85 | 2.02 |
| 7FC | 44.4 | 79 | 78 | 116 | 98 | 124 | 4 | 11 | 2.5 | 2.5 | 0.87 | 0.69 | 0.38 | 2.17 |
| 7GB | 44.3 | 79 | 79 | 128 | 111 | 133 | 4 | 13 | 2.5 | 2 | 0.83 | 0.73 | 0.40 | 2.44 |
| — | 34.3 | 79 | 81 | 128 | 113 | 130 | 5 | 11 | 2.5 | 2 | 0.55 | 1.10 | 0.60 | 2.44 |
| 2GB | 29.3 | 79 | 83 | 128 | 122 | 130 | 4 | 8 | 2.5 | 2 | 0.35 | 1.74 | 0.96 | 2.56 |
| 5GD | 40.9 | 79 | 79 | 128 | 106 | 131 | 5 | 12 | 2.5 | 2 | 0.55 | 1.10 | 0.60 | 3.85 |
| 2GD | 34.7 | 79 | 80 | 128 | 117 | 130 | 4 | 12 | 2.5 | 2 | 0.35 | 1.74 | 0.96 | 3.49 |
| 2GD | 34.7 | 79 | 80 | 128 | 117 | 130 | 4 | 12 | 2.5 | 2 | 0.35 | 1.74 | 0.96 | 3.64 |
| 2BC | 17.8 | 75.5 | 77 | 94.5 | 91 | 96 | 4 | 4 | 1 | 1 | 0.32 | 1.90 | 1.05 | 0.496 |
| 4CC | 23.6 | 78.5 | 78 | 101.5 | 98 | 105 | 5 | 6 | 1.5 | 1.5 | 0.43 | 1.38 | 0.76 | 0.884 |
| 2CE | 22.1 | 78.5 | 78 | 101.5 | 99 | 105 | 5 | 5.5 | 1.5 | 1.5 | 0.28 | 2.11 | 1.16 | 1.09 |
| 3DE | 28.0 | 80 | 79 | 110 | 104 | 115 | 6 | 8 | 2 | 1.5 | 0.38 | 1.58 | 0.87 | 1.71 |
| — | 29.9 | 80 | 82 | 116.5 | 107 | 119 | 4 | 7 | 2 | 1.5 | 0.55 | 1.10 | 0.60 | 1.30 |
| 3EB | 25.9 | 80 | 81 | 116.5 | 110 | 118 | 4 | 5 | 2 | 1.5 | 0.42 | 1.43 | 0.79 | 1.32 |

# Single-row tapered roller bearings metric series

## $d$ (70) ~ (75) mm

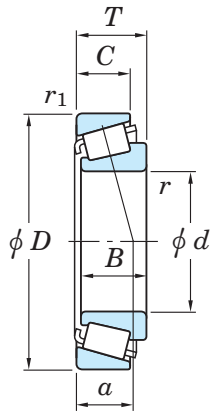


| Boundary dimensions (mm) | | | | | | | Basic load ratings (kN) | | Limiting speeds ($min^{-1}$) | | Bearing No. [1] |
|---|---|---|---|---|---|---|---|---|---|---|---|
| $d$ | $D$ | $T$ | $B$ | $C$ | $r$ min. | $r_1$ min. | $C_r$ | $C_{0r}$ | Grease lub. | Oil lub. | |
| **70** | 125 | 33.25 | 31 | 24 | 2 | 1.5 | 157 | 212 | 3 100 | 4 100 | **32214CR** |
| | 125 | 33.25 | 31 | 27 | 2 | 1.5 | 169 | 225 | 3 100 | 4 100 | **32214JR** |
| | 125 | 41 | 41 | 32 | 2 | 1.5 | 206 | 294 | 3 100 | 4 100 | **33214JR** |
| | 130 | 43 | 42 | 35 | 3 | 2.5 | 233 | 319 | 3 000 | 4 000 | **T2ED070** |
| | 140 | 39 | 35.5 | 27 | 3 | 3 | 177 | 242 | 2 400 | 3 400 | **T7FC070** |
| | 140 | 52 | 51 | 43 | 5 | 3 | 264 | 382 | 2 900 | 3 800 | **T4FE070** |
| | 150 | 38 | 35 | 25 | 3 | 2.5 | 197 | 235 | 2 300 | 3 200 | **30314DJR** |
| | 150 | 38 | 35 | 30 | 3 | 2.5 | 224 | 256 | 2 700 | 3 600 | **30314CR** |
| | 150 | 38 | 35 | 30 | 3 | 2.5 | 230 | 273 | 2 600 | 3 500 | **30314JR** |
| | 150 | 54 | 51 | 42 | 3 | 2.5 | 257 | 315 | 2 700 | 3 600 | **32314** |
| | 150 | 54 | 51 | 42 | 3 | 2.5 | 297 | 391 | 2 700 | 3 600 | **32314C** |
| | 150 | 54 | 51 | 42 | 3 | 2.5 | 317 | 414 | 2 700 | 3 600 | **32314JR** |
| **75** | 105 | 20 | 20 | 16 | 1 | 1 | 73.6 | 123 | 3 300 | 4 400 | **32915JR** |
| | 115 | 25 | 25 | 19 | 1.5 | 1.5 | 110 | 169 | 3 100 | 4 200 | **32015JR** |
| | 115 | 31 | 31 | 25.5 | 1.5 | 1.5 | 141 | 225 | 3 200 | 4 200 | **33015JR** |
| | 125 | 37 | 37 | 29 | 2 | 1.5 | 186 | 280 | 3 000 | 4 000 | **33115JR** |
| | 130 | 27.25 | 25 | 20 | 2 | 1.5 | 136 | 178 | 2 900 | 3 800 | **30215CR** |
| | 130 | 27.25 | 25 | 22 | 2 | 1.5 | 142 | 181 | 2 900 | 3 900 | **30215JR** |
| | 130 | 33.25 | 31 | 24 | 2 | 1.5 | 163 | 225 | 2 900 | 3 900 | **32215CR** |
| | 130 | 33.25 | 31 | 27 | 2 | 1.5 | 174 | 234 | 2 900 | 3 900 | **32215JR** |
| | 130 | 41 | 41 | 31 | 2 | 1.5 | 212 | 310 | 2 900 | 3 900 | **33215JR** |
| | 150 | 42 | 38 | 29 | 3 | 3 | 191 | 270 | 2 200 | 3 100 | **T7FC075** |
| | 160 | 40 | 37 | 26 | 3 | 2.5 | 213 | 254 | 2 100 | 2 900 | **30315DJR** |
| | 160 | 40 | 37 | 26 | 3 | 2.5 | 222 | 266 | 2 100 | 2 900 | **30315DR** |
| | 160 | 40 | 37 | 31 | 3 | 2.5 | 248 | 296 | 2 500 | 3 400 | **30315CR** |
| | 160 | 40 | 37 | 31 | 3 | 2.5 | 260 | 311 | 2 500 | 3 300 | **30315JR** |
| | 160 | 40 | 37 | 31 | 3 | 2.5 | 251 | 298 | 2 500 | 3 300 | **30315R** |

[Note] 1) Please consult with JTEKT when using the bearings identified by suffix C. They are medium-tapered types especially designed for special purposes.

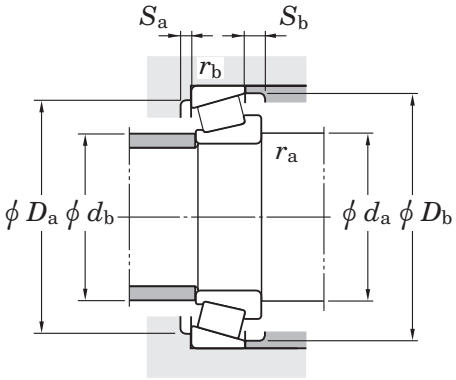


| Dimension series to ISO355 (Refer.) | Load center (mm) | Mounting dimensions (mm) | | | | | | | | | Con-stant | Axial load factors | | (Refer.) Mass |
|---|---|---|---|---|---|---|---|---|---|---|---|---|---|---|
| | $a$ | $d_a$ min. | $d_b$ max. | $D_a$ max. | $D_a$ min. | $D_b$ min. | $S_a$ min. | $S_b$ min. | $r_a$ max. | $r_b$ max. | $e$ | $Y_1$ | $Y_0$ | (kg) |
| — | 32.6 | 80 | 80 | 116.5 | 104 | 120 | 4 | 9.5 | 2 | 1.5 | 0.55 | 1.10 | 0.60 | 1.65 |
| 3EC | 29.2 | 80 | 80 | 116.5 | 108 | 119 | 4 | 6 | 2 | 1.5 | 0.42 | 1.43 | 0.79 | 1.71 |
| 3EE | 31.2 | 80 | 79 | 116.5 | 107 | 120 | 7 | 9 | 2 | 1.5 | 0.41 | 1.47 | 0.81 | 2.16 |
| 2ED | 30.2 | 84 | 81 | 118 | 111 | 123 | 1 | 1 | 2.5 | 2 | 0.33 | 1.80 | 0.99 | 2.48 |
| 7FC | 46.5 | 84 | 82 | 126 | 106 | 133 | 5 | 12 | 2.5 | 2.5 | 0.87 | 0.69 | 0.38 | 2.64 |
| 4FE | 37.7 | 92 | 82 | 126 | 111 | 133 | 7 | 9 | 4 | 2.5 | 0.45 | 1.34 | 0.74 | 3.69 |
| 7GB | 47.1 | 84 | 84 | 138 | 118 | 142 | 4 | 13 | 2.5 | 2 | 0.83 | 0.73 | 0.40 | 2.97 |
| — | 37.0 | 84 | 87 | 138 | 123 | 141 | 6 | 8 | 2.5 | 2 | 0.55 | 1.10 | 0.60 | 3.10 |
| 2GB | 30.5 | 84 | 89 | 138 | 130 | 140 | 4 | 8 | 2.5 | 2 | 0.35 | 1.74 | 0.96 | 3.08 |
| — | 37.0 | 84 | 86 | 138 | 125 | 140 | 4 | 12 | 2.5 | 2 | 0.35 | 1.73 | 0.95 | 4.11 |
| 5GD | 44.4 | 84 | 84 | 138 | 115 | 142 | 5 | 12 | 2.5 | 2 | 0.55 | 1.10 | 0.60 | 4.50 |
| 2GD | 37.4 | 84 | 86 | 138 | 125 | 140 | 4 | 12 | 2.5 | 2 | 0.35 | 1.74 | 0.96 | 4.50 |
| 2BC | 18.9 | 80.5 | 81 | 99.5 | 96 | 101 | 4 | 4 | 1 | 1 | 0.33 | 1.80 | 0.99 | 0.526 |
| 4CC | 25.1 | 83.5 | 83 | 106.5 | 103 | 110 | 5 | 6 | 1.5 | 1.5 | 0.46 | 1.31 | 0.72 | 0.930 |
| 2CE | 22.9 | 83.5 | 83 | 106.5 | 104 | 110 | 6 | 5.5 | 1.5 | 1.5 | 0.30 | 2.01 | 1.11 | 1.16 |
| 3DE | 29.3 | 85 | 84 | 116.5 | 109 | 120 | 6 | 8 | 2 | 1.5 | 0.40 | 1.51 | 0.83 | 1.84 |
| — | 31.0 | 85 | 87 | 121.5 | 111 | 124 | 5 | 7 | 2 | 1.5 | 0.55 | 1.10 | 0.60 | 1.40 |
| 4DB | 27.6 | 85 | 86 | 121.5 | 115 | 124 | 4 | 5 | 2 | 1.5 | 0.44 | 1.38 | 0.76 | 1.42 |
| — | 33.7 | 85 | 85 | 121.5 | 109 | 125 | 4 | 9 | 2 | 1.5 | 0.55 | 1.10 | 0.60 | 1.75 |
| 4DC | 30.2 | 85 | 85 | 121.5 | 114 | 125 | 4 | 6 | 2 | 1.5 | 0.44 | 1.38 | 0.76 | 1.77 |
| 3EE | 32.5 | 85 | 83 | 121.5 | 111 | 125 | 7 | 10 | 2 | 1.5 | 0.43 | 1.40 | 0.77 | 2.26 |
| 7FC | 50.6 | 89 | 89 | 136 | 114 | 143 | 5 | 13 | 2.5 | 2.5 | 0.87 | 0.69 | 0.38 | 3.24 |
| 7GB | 49.9 | 89 | 91 | 148 | 127 | 151 | 6 | 14 | 2.5 | 2 | 0.83 | 0.73 | 0.40 | 3.45 |
| — | 48.8 | 89 | 91 | 148 | 127 | 151 | 6 | 14 | 2.5 | 2 | 0.81 | 0.74 | 0.41 | 3.48 |
| — | 39.2 | 89 | 94 | 148 | 130 | 150 | 6 | 9 | 2.5 | 2 | 0.55 | 1.10 | 0.60 | 3.80 |
| 2GB | 32.5 | 89 | 95 | 148 | 139 | 149 | 4 | 9 | 2.5 | 2 | 0.35 | 1.74 | 0.96 | 3.65 |
| — | 31.9 | 89 | 95 | 148 | 139 | 149 | 4 | 9 | 2.5 | 2 | 0.35 | 1.73 | 0.95 | 3.52 |

# Single-row tapered roller bearings metric series

## $d$ (75) ~ (85) mm

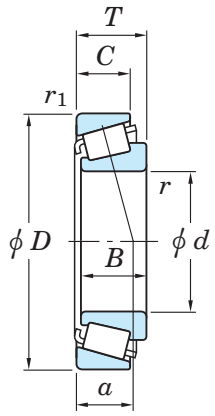


| Boundary dimensions (mm) | | | | | | | Basic load ratings (kN) | | Limiting speeds ($min^{-1}$) | | Bearing No. [1] |
|---|---|---|---|---|---|---|---|---|---|---|---|
| $d$ | $D$ | $T$ | $B$ | $C$ | $r$ min. | $r_1$ min. | $C_r$ | $C_{0r}$ | Grease lub. | Oil lub. | |
| **75** | 160 | 58 | 55 | 43 | 3 | 2.5 | 357 | 474 | 2 500 | 3 400 | **32315CR** |
| | 160 | 58 | 55 | 45 | 3 | 2.5 | 363 | 481 | 2 500 | 3 300 | **32315JR** |
| | 160 | 58 | 55 | 45 | 3 | 2.5 | 340 | 444 | 2 500 | 3 300 | **32315R** |
| **80** | 110 | 20 | 20 | 16 | 1 | 1 | 76.1 | 131 | 3 100 | 4 200 | **32916JR** |
| | 125 | 29 | 29 | 22 | 1.5 | 1.5 | 147 | 225 | 2 900 | 3 900 | **32016JR** |
| | 125 | 36 | 36 | 29.5 | 1.5 | 1.5 | 173 | 288 | 2 900 | 3 900 | **33016JR** |
| | 130 | 37 | 37 | 29 | 2 | 1.5 | 191 | 294 | 2 800 | 3 800 | **33116JR** |
| | 140 | 28.25 | 26 | 22 | 2.5 | 2 | 161 | 202 | 2 700 | 3 600 | **30216JR** |
| | 140 | 35.25 | 33 | 28 | 2.5 | 2 | 203 | 271 | 2 700 | 3 600 | **32216JR** |
| | 140 | 46 | 46 | 35 | 2.5 | 2 | 250 | 371 | 2 700 | 3 600 | **33216JR** |
| | 145 | 46 | 45 | 38 | 3 | 2.5 | 266 | 381 | 2 600 | 3 500 | **T2ED080** |
| | 170 | 42.5 | 39 | 27 | 3 | 2.5 | 236 | 282 | 2 000 | 2 800 | **30316DJR** |
| | 170 | 42.5 | 39 | 33 | 3 | 2.5 | 294 | 355 | 2 300 | 3 100 | **30316JR** |
| | 170 | 42.5 | 39 | 33 | 3 | 2.5 | 277 | 330 | 2 300 | 3 100 | **30316R** |
| | 170 | 61.5 | 58 | 48 | 3 | 2.5 | 347 | 440 | 2 300 | 3 100 | **32316J** |
| | 170 | 61.5 | 58 | 48 | 3 | 2.5 | 383 | 503 | 2 300 | 3 100 | **32316JR** |
| **85** | 120 | 23 | 23 | 18 | 1.5 | 1.5 | 97.1 | 165 | 2 900 | 3 900 | **32917JR** |
| | 130 | 29 | 29 | 22 | 1.5 | 1.5 | 150 | 234 | 2 800 | 3 700 | **32017JR** |
| | 130 | 36 | 36 | 29.5 | 1.5 | 1.5 | 177 | 300 | 2 800 | 3 700 | **33017JR** |
| | 140 | 41 | 41 | 32 | 2.5 | 2 | 224 | 346 | 2 600 | 3 500 | **33117JR** |
| | 150 | 30.5 | 28 | 24 | 2.5 | 2 | 182 | 231 | 2 500 | 3 400 | **30217JR** |
| | 150 | 38.5 | 36 | 30 | 2.5 | 2 | 232 | 315 | 2 500 | 3 400 | **32217JR** |
| | 150 | 49 | 49 | 37 | 2.5 | 2 | 294 | 439 | 2 500 | 3 400 | **33217JR** |
| | 180 | 44.5 | 41 | 28 | 4 | 3 | 231 | 265 | 1 900 | 2 600 | **30317D** |
| | 180 | 44.5 | 41 | 28 | 4 | 3 | 263 | 317 | 1 900 | 2 600 | **30317DJR** |
| | 180 | 44.5 | 41 | 34 | 4 | 3 | 316 | 384 | 2 200 | 2 900 | **30317JR** |
| | 180 | 44.5 | 41 | 34 | 4 | 3 | 305 | 367 | 2 200 | 2 900 | **30317R** |

[Note] 1) Please consult with JTEKT when using the bearings identified by suffix C. They are medium-tapered types especially designed for special purposes.

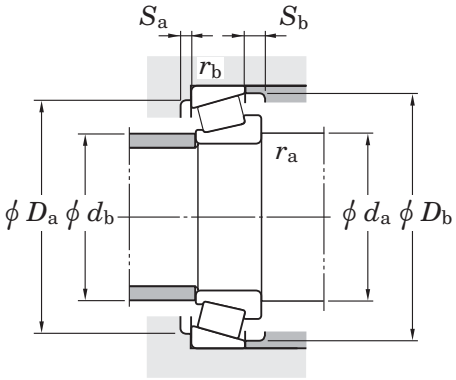


| Dimension series to ISO355 (Refer.) | Load center (mm) $a$ | Mounting dimensions (mm) $d_a$ min. | $d_b$ max. | $D_a$ max. | $D_a$ min. | $D_b$ min. | $S_a$ min. | $S_b$ min. | $r_a$ max. | $r_b$ max. | Constant $e$ | Axial load factors $Y_1$ | $Y_0$ | (Refer.) Mass (kg) |
|---|---|---|---|---|---|---|---|---|---|---|---|---|---|---|
| — | 46.6 | 89 | 90 | 148 | 125 | 154 | 6 | 15 | 2.5 | 2 | 0.55 | 1.10 | 0.60 | 5.50 |
| 2GD | 40.0 | 89 | 91 | 148 | 133 | 149 | 4 | 13 | 2.5 | 2 | 0.35 | 1.74 | 0.96 | 5.41 |
| — | 39.5 | 89 | 91 | 148 | 133 | 149 | 4 | 13 | 2.5 | 2 | 0.35 | 1.73 | 0.95 | 5.30 |
| 2BC | 20.1 | 85.5 | 86 | 104.5 | 101 | 106 | 4 | 4 | 1 | 1 | 0.35 | 1.71 | 0.94 | 0.556 |
| 3CC | 26.7 | 88.5 | 89 | 116.5 | 112 | 120 | 6 | 7 | 1.5 | 1.5 | 0.42 | 1.42 | 0.78 | 1.32 |
| 2CE | 25.1 | 88.5 | 90 | 116.5 | 112 | 119 | 6 | 6.5 | 1.5 | 1.5 | 0.28 | 2.16 | 1.19 | 1.63 |
| 3DE | 30.5 | 90 | 89 | 121.5 | 114 | 126 | 6 | 8 | 2 | 1.5 | 0.42 | 1.44 | 0.79 | 1.93 |
| 3EB | 28.6 | 92 | 91 | 130 | 124 | 132 | 4 | 6 | 2 | 2 | 0.42 | 1.43 | 0.79 | 1.72 |
| 3EC | 31.7 | 92 | 90 | 130 | 122 | 134 | 4 | 7 | 2 | 2 | 0.42 | 1.43 | 0.79 | 2.17 |
| 3EE | 35.7 | 92 | 89 | 130 | 119 | 135 | 7 | 11 | 2 | 2 | 0.43 | 1.41 | 0.78 | 2.99 |
| 2ED | 32.7 | 94 | 92 | 133 | 125 | 137 | 7 | 8 | 2.5 | 2 | 0.32 | 1.88 | 1.03 | 3.20 |
| 7GB | 53.5 | 94 | 97 | 158 | 134 | 159 | 6 | 15.5 | 2.5 | 2 | 0.83 | 0.73 | 0.40 | 4.12 |
| 2GB | 34.8 | 94 | 102 | 158 | 148 | 159 | 4 | 9.5 | 2.5 | 2 | 0.35 | 1.74 | 0.96 | 4.46 |
| — | 33.9 | 94 | 102 | 158 | 148 | 159 | 4 | 9.5 | 2.5 | 2 | 0.35 | 1.73 | 0.95 | 4.26 |
| 2GD | 43.5 | 94 | 98 | 158 | 142 | 159 | 4 | 13.5 | 2.5 | 2 | 0.35 | 1.74 | 0.96 | 6.04 |
| 2GD | 43.5 | 94 | 98 | 158 | 142 | 159 | 4 | 13.5 | 2.5 | 2 | 0.35 | 1.74 | 0.96 | 6.31 |
| 2BC | 21.2 | 93.5 | 93 | 111.5 | 109 | 115 | 5 | 5 | 1.5 | 1.5 | 0.33 | 1.83 | 1.01 | 0.794 |
| 4CC | 28.0 | 93.5 | 94 | 121.5 | 117 | 125 | 6 | 7 | 1.5 | 1.5 | 0.44 | 1.36 | 0.75 | 1.38 |
| 2CE | 26.3 | 93.5 | 94 | 121.5 | 118 | 125 | 6 | 6.5 | 1.5 | 1.5 | 0.29 | 2.06 | 1.13 | 1.72 |
| 3DE | 33.2 | 97 | 95 | 130 | 122 | 135 | 7 | 9 | 2 | 2 | 0.41 | 1.48 | 0.81 | 2.43 |
| 3EB | 30.4 | 97 | 97 | 140 | 132 | 141 | 5 | 6.5 | 2 | 2 | 0.42 | 1.43 | 0.79 | 2.17 |
| 3EC | 34.2 | 97 | 96 | 140 | 130 | 142 | 5 | 8.5 | 2 | 2 | 0.42 | 1.43 | 0.79 | 2.80 |
| 3EE | 37.1 | 97 | 95 | 140 | 128 | 144 | 7 | 12 | 2 | 2 | 0.42 | 1.43 | 0.79 | 3.63 |
| — | 56.0 | 103 | 103 | 166 | 143 | 169 | 6 | 16.5 | 3 | 2.5 | 0.81 | 0.74 | 0.41 | 4.54 |
| 7GB | 56.3 | 103 | 103 | 166 | 143 | 169 | 6 | 16.5 | 3 | 2.5 | 0.83 | 0.73 | 0.40 | 4.81 |
| 2GB | 36.0 | 103 | 107 | 166 | 156 | 167 | 5 | 10.5 | 3 | 2.5 | 0.35 | 1.74 | 0.96 | 5.15 |
| — | 35.8 | 103 | 107 | 166 | 156 | 167 | 5 | 10.5 | 3 | 2.5 | 0.35 | 1.73 | 0.95 | 4.97 |

# Single-row tapered roller bearings metric series

## $d$ (85) ~ 95 mm

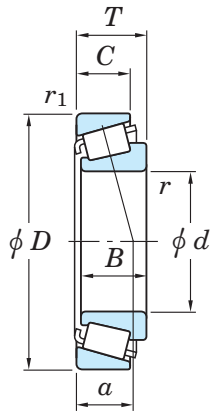


| Boundary dimensions (mm) | | | | | | | Basic load ratings (kN) | | Limiting speeds ($min^{-1}$) | | Bearing No. |
|---|---|---|---|---|---|---|---|---|---|---|---|
| $d$ | $D$ | $T$ | $B$ | $C$ | $r$ min. | $r_1$ min. | $C_r$ | $C_{0r}$ | Grease lub. | Oil lub. | |
| **85** | 180 | 63.5 | 60 | 49 | 4 | 3 | 439 | 587 | 2 200 | 3 000 | **32317JR** |
| **90** | 125 | 23 | 23 | 18 | 1.5 | 1.5 | 101 | 175 | 2 800 | 3 700 | **32918JR** |
| | 140 | 32 | 32 | 24 | 2 | 1.5 | 178 | 276 | 2 600 | 3 500 | **32018JR** |
| | 140 | 39 | 39 | 32.5 | 2 | 1.5 | 221 | 367 | 2 600 | 3 400 | **33018JR** |
| | 150 | 45 | 45 | 35 | 2.5 | 2 | 258 | 413 | 2 500 | 3 300 | **33118JR** |
| | 155 | 46 | 46 | 38 | 3 | 3 | 273 | 405 | 2 400 | 3 200 | **T2ED090** |
| | 160 | 32.5 | 30 | 26 | 2.5 | 2 | 204 | 261 | 2 400 | 3 200 | **30218JR** |
| | 160 | 42.5 | 40 | 34 | 2.5 | 2 | 263 | 362 | 2 400 | 3 200 | **32218JR** |
| | 160 | 55 | 55 | 42 | 2.5 | 2 | 343 | 527 | 2 400 | 3 200 | **33218JR** |
| | 190 | 46.5 | 43 | 30 | 4 | 3 | 288 | 350 | 1 700 | 2 400 | **30318DJR** |
| | 190 | 46.5 | 43 | 30 | 4 | 3 | 282 | 336 | 1 700 | 2 400 | **30318DR** |
| | 190 | 46.5 | 43 | 36 | 4 | 3 | 345 | 420 | 2 100 | 2 700 | **30318JR** |
| | 190 | 46.5 | 43 | 36 | 4 | 3 | 336 | 407 | 2 100 | 2 700 | **30318R** |
| | 190 | 67.5 | 64 | 53 | 4 | 3 | 461 | 614 | 2 100 | 2 800 | **32318JR** |
| **95** | 130 | 23 | 23 | 18 | 1.5 | 1.5 | 104 | 186 | 2 600 | 3 500 | **32919JR** |
| | 145 | 32 | 32 | 24 | 2 | 1.5 | 182 | 287 | 2 500 | 3 300 | **32019JR** |
| | 145 | 39 | 39 | 32.5 | 2 | 1.5 | 226 | 382 | 2 500 | 3 300 | **33019JR** |
| | 160 | 46 | 46 | 38 | 3 | 3 | 281 | 427 | 2 300 | 3 100 | **T2ED095** |
| | 160 | 49 | 49 | 38 | 2.5 | 2 | 304 | 473 | 2 300 | 3 100 | **33119JR** |
| | 170 | 34.5 | 32 | 27 | 3 | 2.5 | 231 | 299 | 2 200 | 3 000 | **30219JR** |
| | 170 | 45.5 | 43 | 37 | 3 | 2.5 | 311 | 439 | 2 200 | 3 000 | **32219JR** |
| | 170 | 58 | 58 | 44 | 3 | 2.5 | 374 | 582 | 2 200 | 2 900 | **33219JR** |
| | 200 | 49.5 | 45 | 32 | 4 | 3 | 319 | 391 | 1 700 | 2 300 | **30319DJR** |
| | 200 | 49.5 | 45 | 38 | 4 | 3 | 317 | 368 | 2 000 | 2 600 | **30319** |
| | 200 | 49.5 | 45 | 38 | 4 | 3 | 372 | 455 | 2 000 | 2 600 | **30319JR** |
| | 200 | 71.5 | 67 | 55 | 4 | 3 | 427 | 544 | 2 000 | 2 600 | **32319** |
| | 200 | 71.5 | 67 | 55 | 4 | 3 | 517 | 695 | 2 000 | 2 600 | **32319JR** |

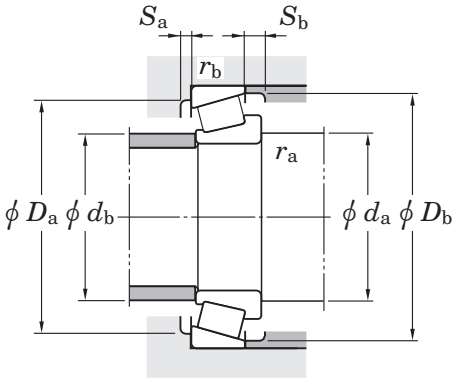


| Dimension series to ISO355 (Refer.) | Load center (mm) | Mounting dimensions (mm) | | | | | | | | | Constant | Axial load factors | | (Refer.) Mass |
|---|---|---|---|---|---|---|---|---|---|---|---|---|---|---|
| | $a$ | $d_a$ min. | $d_b$ max. | $D_a$ max. | $D_a$ min. | $D_b$ min. | $S_a$ min. | $S_b$ min. | $r_a$ max. | $r_b$ max. | $e$ | $Y_1$ | $Y_0$ | (kg) |
| 2GD | 43.8 | 103 | 103 | 166 | 150 | 167 | 5 | 14.5 | 3 | 2.5 | 0.35 | 1.74 | 0.96 | 7.42 |
| 2BC | 22.3 | 98.5 | 97 | 116.5 | 114 | 120 | 5 | 5 | 1.5 | 1.5 | 0.34 | 1.75 | 0.96 | 0.834 |
| 3CC | 29.8 | 100 | 100 | 131.5 | 125 | 134 | 6 | 8 | 2 | 1.5 | 0.42 | 1.42 | 0.78 | 1.80 |
| 2CE | 27.1 | 100 | 100 | 131.5 | 127 | 135 | 7 | 6.5 | 2 | 1.5 | 0.27 | 2.23 | 1.23 | 2.22 |
| 3DE | 35.4 | 102 | 100 | 140 | 130 | 144 | 7 | 10 | 2 | 2 | 0.40 | 1.51 | 0.83 | 3.13 |
| 2ED | 33.5 | 104 | 102 | 141 | 135 | 147 | 7 | 8 | 2.5 | 2.5 | 0.33 | 1.84 | 1.01 | 3.47 |
| 3FB | 32.6 | 102 | 103 | 150 | 140 | 150 | 5 | 6.5 | 2 | 2 | 0.42 | 1.43 | 0.79 | 2.65 |
| 3FC | 37.0 | 102 | 102 | 150 | 138 | 152 | 5 | 8.5 | 2 | 2 | 0.42 | 1.43 | 0.79 | 3.47 |
| 3FE | 40.8 | 102 | 101 | 150 | 135 | 154 | 9 | 13 | 2 | 2 | 0.42 | 1.43 | 0.78 | 4.76 |
| 7GB | 59.6 | 108 | 109 | 176 | 151 | 179 | 6 | 16.5 | 3 | 2.5 | 0.83 | 0.73 | 0.40 | 5.57 |
| — | 59.1 | 108 | 109 | 176 | 151 | 179 | 6 | 16.5 | 3 | 2.5 | 0.81 | 0.74 | 0.41 | 5.60 |
| 2GB | 38.1 | 108 | 113 | 176 | 165 | 177 | 5 | 10.5 | 3 | 2.5 | 0.35 | 1.74 | 0.96 | 6.04 |
| — | 37.2 | 108 | 113 | 176 | 165 | 177 | 5 | 10.5 | 3 | 2.5 | 0.35 | 1.73 | 0.95 | 5.78 |
| 2GD | 46.6 | 108 | 108 | 176 | 157 | 177 | 5 | 14.5 | 3 | 2.5 | 0.35 | 1.74 | 0.96 | 8.61 |
| 2BC | 23.5 | 103.5 | 102 | 121.5 | 119 | 125 | 5 | 5 | 1.5 | 1.5 | 0.36 | 1.68 | 0.92 | 0.876 |
| 4CC | 31.2 | 105 | 105 | 136.5 | 130 | 140 | 6 | 8 | 2 | 1.5 | 0.44 | 1.36 | 0.75 | 1.88 |
| 2CE | 27.8 | 105 | 104 | 136.5 | 131 | 139 | 7 | 6.5 | 2 | 1.5 | 0.28 | 2.16 | 1.19 | 2.31 |
| 2ED | 34.6 | 109 | 107 | 146 | 140 | 152 | 7 | 8 | 2.5 | 2.5 | 0.34 | 1.77 | 0.97 | 3.62 |
| 3EE | 37.3 | 107 | 106 | 150 | 138 | 154 | 8 | 11 | 2 | 2 | 0.39 | 1.54 | 0.85 | 3.89 |
| 3FB | 34.9 | 109 | 110 | 158 | 149 | 159 | 5 | 7.5 | 2.5 | 2 | 0.42 | 1.43 | 0.79 | 3.20 |
| 3FC | 38.9 | 109 | 108 | 158 | 145 | 161 | 5 | 8.5 | 2.5 | 2 | 0.42 | 1.43 | 0.79 | 4.34 |
| 3FE | 42.8 | 109 | 107 | 158 | 144 | 163 | 9 | 14 | 2.5 | 2 | 0.41 | 1.47 | 0.81 | 5.66 |
| 7GB | 62.7 | 113 | 113 | 186 | 157 | 187 | 6 | 17.5 | 3 | 2.5 | 0.83 | 0.73 | 0.40 | 6.68 |
| — | 39.8 | 113 | 118 | 186 | 172 | 186 | 5 | 11.5 | 3 | 2.5 | 0.35 | 1.73 | 0.95 | 6.32 |
| 2GB | 40.8 | 113 | 118 | 186 | 172 | 186 | 5 | 11.5 | 3 | 2.5 | 0.35 | 1.74 | 0.96 | 6.96 |
| — | 49.1 | 113 | 115 | 186 | 166 | 186 | 5 | 16.5 | 3 | 2.5 | 0.35 | 1.73 | 0.95 | 9.35 |
| 2GD | 49.8 | 113 | 115 | 186 | 166 | 186 | 5 | 16.5 | 3 | 2.5 | 0.35 | 1.74 | 0.96 | 10.1 |

# Single-row tapered roller bearings
# metric series

## $d$ 100 ~ (105) mm

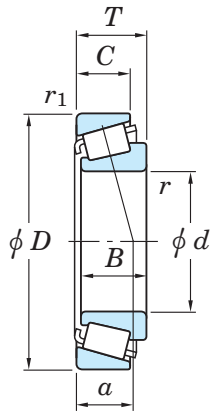


| Boundary dimensions (mm) | | | | | | | Basic load ratings (kN) | | Limiting speeds ($min^{-1}$) | | Bearing No. |
|---|---|---|---|---|---|---|---|---|---|---|---|
| $d$ | $D$ | $T$ | $B$ | $C$ | $r$ min. | $r_1$ min. | $C_r$ | $C_{0r}$ | Grease lub. | Oil lub. | |
| **100** | 140 | 25 | 25 | 20 | 1.5 | 1.5 | 126 | 217 | 2 400 | 3 300 | **32920JR** |
| | 145 | 24 | 22.5 | 17.5 | 3 | 3 | 116 | 167 | 2 400 | 3 200 | **T4CB100** |
| | 150 | 32 | 32 | 24 | 2 | 1.5 | 185 | 298 | 2 400 | 3 200 | **32020JR** |
| | 150 | 39 | 39 | 32.5 | 2 | 1.5 | 231 | 397 | 2 400 | 3 200 | **33020JR** |
| | 165 | 47 | 46 | 39 | 3 | 3 | 293 | 458 | 2 200 | 3 000 | **T2EE100** |
| | 165 | 52 | 52 | 40 | 2.5 | 2 | 325 | 523 | 2 200 | 3 000 | **33120JR** |
| | 180 | 37 | 34 | 29 | 3 | 2.5 | 258 | 338 | 2 100 | 2 800 | **30220JR** |
| | 180 | 49 | 46 | 39 | 3 | 2.5 | 347 | 495 | 2 100 | 2 800 | **32220JR** |
| | 180 | 63 | 63 | 48 | 3 | 2.5 | 431 | 680 | 2 100 | 2 800 | **33220JR** |
| | 215 | 51.5 | 47 | 34 | 4 | 3 | 318 | 374 | 1 500 | 2 100 | **30320D** |
| | 215 | 51.5 | 47 | 39 | 4 | 3 | 344 | 400 | 1 800 | 2 400 | **30320** |
| | 215 | 51.5 | 47 | 39 | 4 | 3 | 422 | 521 | 1 800 | 2 400 | **30320JR** |
| | 215 | 56.5 | 51 | 35 | 4 | 3 | 373 | 459 | 1 500 | 2 200 | **31320JR** |
| | 215 | 77.5 | 73 | 60 | 4 | 3 | 491 | 637 | 1 800 | 2 400 | **32320** |
| | 215 | 77.5 | 73 | 60 | 4 | 3 | 579 | 783 | 1 800 | 2 400 | **32320JR** |
| **105** | 145 | 25 | 25 | 20 | 1.5 | 1.5 | 128 | 224 | 2 400 | 3 100 | **32921JR** |
| | 160 | 35 | 35 | 26 | 2.5 | 2 | 215 | 344 | 2 200 | 3 000 | **32021JR** |
| | 160 | 43 | 43 | 34 | 2.5 | 2 | 267 | 461 | 2 200 | 3 000 | **33021JR** |
| | 175 | 56 | 56 | 44 | 2.5 | 2 | 360 | 607 | 2 100 | 2 800 | **33121JR** |
| | 190 | 39 | 36 | 30 | 3 | 2.5 | 288 | 380 | 2 000 | 2 600 | **30221JR** |
| | 190 | 53 | 50 | 43 | 3 | 2.5 | 392 | 567 | 2 000 | 2 700 | **32221JR** |
| | 190 | 68 | 68 | 52 | 3 | 2.5 | 497 | 790 | 2 000 | 2 600 | **33221JR** |
| | 225 | 53.5 | 49 | 36 | 4 | 3 | 339 | 396 | 1 400 | 2 000 | **30321D** |
| | 225 | 53.5 | 49 | 41 | 4 | 3 | 371 | 432 | 1 700 | 2 300 | **30321** |
| | 225 | 53.5 | 49 | 41 | 4 | 3 | 464 | 578 | 1 700 | 2 300 | **30321JR** |
| | 225 | 58 | 53 | 36 | 4 | 3 | 397 | 489 | 1 500 | 2 100 | **31321JR** |
| | 225 | 81.5 | 77 | 63 | 4 | 3 | 543 | 707 | 1 800 | 2 300 | **32321** |

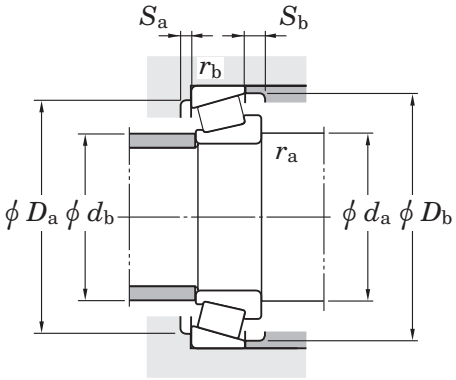


| Dimension series to ISO355 (Refer.) | Load center (mm) | Mounting dimensions (mm) | | | | | | | | | Con-stant | Axial load factors | | (Refer.) Mass |
|---|---|---|---|---|---|---|---|---|---|---|---|---|---|---|
| | $a$ | $d_a$ min. | $d_b$ max. | $D_a$ max. | $D_a$ min. | $D_b$ min. | $S_a$ min. | $S_b$ min. | $r_a$ max. | $r_b$ max. | $e$ | $Y_1$ | $Y_0$ | (kg) |
| 2CC | 24.0 | 109 | 108 | 131 | 128 | 135 | 5 | 5 | 1.5 | 1.5 | 0.33 | 1.82 | 1.00 | 1.19 |
| 4CB | 29.9 | 112 | 109 | 133 | 132 | 140 | 4 | 6.5 | 2.5 | 2.5 | 0.47 | 1.27 | 0.70 | 1.12 |
| 4CC | 32.6 | 110 | 109 | 141 | 134 | 144 | 6 | 8 | 2 | 1.5 | 0.46 | 1.31 | 0.72 | 1.95 |
| 2CE | 28.6 | 110 | 108 | 141 | 135 | 143 | 7 | 6.5 | 2 | 1.5 | 0.29 | 2.09 | 1.15 | 2.40 |
| 2EE | 35.1 | 114 | 112 | 151 | 145 | 157 | 7 | 8 | 2.5 | 2.5 | 0.32 | 1.88 | 1.04 | 3.86 |
| 3EE | 40.1 | 112 | 111 | 155 | 142 | 159 | 8 | 12 | 2 | 2 | 0.41 | 1.48 | 0.81 | 4.29 |
| 3FB | 36.8 | 114 | 116 | 168 | 157 | 168 | 5 | 8 | 2.5 | 2 | 0.42 | 1.43 | 0.79 | 3.83 |
| 3FC | 42.1 | 114 | 114 | 168 | 154 | 171 | 5 | 10 | 2.5 | 2 | 0.42 | 1.43 | 0.79 | 5.21 |
| 3FE | 45.7 | 114 | 112 | 168 | 151 | 172 | 10 | 15 | 2.5 | 2 | 0.40 | 1.48 | 0.82 | 6.92 |
| — | 65.9 | 118 | 121 | 201 | 183 | 204 | 5 | 17 | 3 | 2.5 | 0.81 | 0.74 | 0.41 | 8.02 |
| — | 41.4 | 118 | 127 | 201 | 184 | 200 | 6 | 12.5 | 3 | 2.5 | 0.35 | 1.73 | 0.95 | 7.76 |
| 2GB | 42.7 | 118 | 127 | 201 | 184 | 200 | 6 | 12.5 | 3 | 2.5 | 0.35 | 1.74 | 0.96 | 8.49 |
| 7GB | 67.7 | 118 | 120 | 201 | 183 | 202 | 6 | 17.5 | 3 | 2.5 | 0.83 | 0.73 | 0.40 | 8.72 |
| — | 52.6 | 118 | 123 | 201 | 177 | 200 | 8 | 17.5 | 3 | 2.5 | 0.35 | 1.73 | 0.95 | 12.2 |
| 2GD | 53.9 | 118 | 123 | 201 | 177 | 200 | 8 | 17.5 | 3 | 2.5 | 0.35 | 1.74 | 0.96 | 13.0 |
| 2CC | 25.1 | 113.5 | 113 | 136.5 | 133 | 140 | 5 | 5 | 1.5 | 1.5 | 0.34 | 1.75 | 0.96 | 1.23 |
| 4DC | 34.5 | 117 | 116 | 150 | 143 | 154 | 6 | 9 | 2 | 2 | 0.44 | 1.35 | 0.74 | 2.45 |
| 2DE | 30.9 | 117 | 116 | 150 | 145 | 153 | 7 | 9 | 2 | 2 | 0.28 | 2.12 | 1.17 | 3.08 |
| 3EE | 43.2 | 117 | 116 | 165 | 150 | 169 | 9 | 12 | 2 | 2 | 0.40 | 1.48 | 0.82 | 5.33 |
| 3FB | 39.0 | 119 | 122 | 178 | 165 | 178 | 6 | 9 | 2.5 | 2 | 0.42 | 1.43 | 0.79 | 4.49 |
| 3FC | 44.8 | 119 | 120 | 178 | 161 | 180 | 6 | 10 | 2.5 | 2 | 0.42 | 1.43 | 0.79 | 6.37 |
| 3FE | 48.8 | 119 | 117 | 178 | 159 | 182 | 10 | 16 | 2.5 | 2 | 0.40 | 1.49 | 0.82 | 8.43 |
| — | 69.1 | 123 | 127 | 211 | 193 | 209 | 6 | 17 | 3 | 2.5 | 0.81 | 0.74 | 0.41 | 8.76 |
| — | 43.1 | 123 | 132 | 211 | 193 | 209 | 7 | 12.5 | 3 | 2.5 | 0.35 | 1.73 | 0.95 | 8.74 |
| 2GB | 44.1 | 123 | 132 | 211 | 193 | 209 | 7 | 12.5 | 3 | 2.5 | 0.35 | 1.74 | 0.96 | 9.73 |
| 7GB | 70.3 | 123 | 126 | 211 | 193 | 211 | 6 | 18 | 3 | 2.5 | 0.83 | 0.73 | 0.40 | 9.72 |
| — | 55.7 | 123 | 128 | 211 | 185 | 209 | 8 | 18.5 | 3 | 2.5 | 0.35 | 1.73 | 0.95 | 13.9 |