Angular Contact Ball Bearings Single Mounting / Duplex Mounting

Bore Diameter: 10～17mm

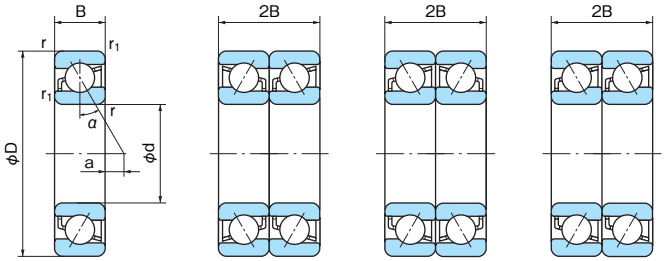

Single DB (Back-to-back) DF (Face-to-face) DT (Tandem)

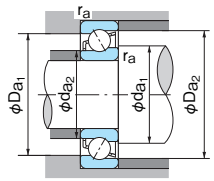

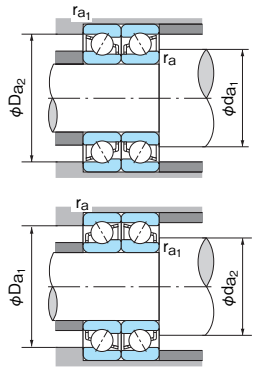

■Dynamic equivalent radial load

Pr=XFr+YFa

Contact angle	iFa/Cor	e	Single or DT Fa/Fr > e X	Single or DT Fa/Fr > e Y	DB or DF Fa/Fr ≦ e X	DB or DF Fa/Fr ≦ e Y	DB or DF Fa/Fr > e X	DB or DF Fa/Fr > e Y
15°	0.015	0.38	0.44	1.47	1	1.65	0.72	2.39
	0.029	0.40		1.40		1.57		2.28
	0.058	0.43		1.30		1.46		2.11
	0.087	0.46	0.44	1.23	1	1.38	0.72	2.00
	0.12	0.47		1.19		1.34		1.93
	0.17	0.50		1.12		1.26		1.82
	0.29	0.55	0.44	1.02	1	1.14	0.72	1.66
	0.44	0.56		1.00		1.12		1.63
	0.58	0.56		1.00		1.12		1.63
30°	—	0.8	0.39	0.76	1	0.78	0.63	1.24
40°	—	1.14	0.35	0.57	1	0.55	0.57	0.93

■i = 2 for DB or DF mounting
i = 1 for Single or DT mounting

■Single or DT mounting When Fa/Fr≦e, use Pr = Fr

■Static equivalent radial load

Por=XoFr+YoFa

Contact angle	Single or DT X_0	Single or DT Y_0	DB or DF X_0	DB or DF Y_0
15°	0.5	0.46	1	0.92
30°	0.5	0.33	1	0.66
40°	0.5	0.26	1	0.52

Single or DT mounting When Por<Fr, use Pr = Fr

1N=0.102kgf

Boundary dimensions (mm) d	D	B	r (min)	r1 (min)	Load center (mm) a	Bearing No. Single	Duplex			Basic dynamic load rating Cr (N) Single	Duplex	Basic static load rating Cor (N) Single	Duplex	Limiting speed (min-1) Grease lubrication Single	Grease lubrication Duplex	Oil lubrication Single	Oil lubrication Duplex	Abutment and fillet dimensions (mm) da1 (min)	da2 (min)	Da1 (max)	Da2 (max)	ra (max)	ra1 (max)	Mass (kg) Single	Bearing No.
10	26	8	0.3	0.15	1.2	7000	7000DB	7000DF	7000DT	5000	8150	2340	4650	23000	19000	31000	26000	12	12	24	25	0.3	0.15	0.022	7000
	26	8	0.3	0.15	–1.9	7000C	7000CDB	7000CDF	7000CDT	5350	8700	2500	5000	44000	35000	61000	49000	12	12	24	25	0.3	0.15	0.022	7000C
	30	9	0.6	0.3	1.3	7200	7200DB	7200DF	7200DT	5400	8800	2710	5400	22000	18000	30000	24000	15	12	25	27.4	0.6	0.3	0.034	7200
	30	9	0.6	0.3	3.9	7200B	7200BDB	7200BDF	7200BDT	5150	8350	2570	5150	19000	16000	28000	22000	15	12	25	27.4	0.6	0.3	0.034	7200B
	30	9	0.6	0.3	–2.2	7200C	7200CDB	7200CDF	7200CDT	6950	11300	3300	6650	40000	32000	55000	44000	15	15	25	27.4	0.6	0.3	0.034	7200C
	35	11	0.6	0.3	1.0	7300	7300DB	7300DF	7300DT	9300	15100	4300	8600	20000	16000	26000	21000	15	12	30	32.4	0.6	0.3	0.055	7300
	35	11	0.6	0.3	3.9	7300B	7300BDB	7300BDF	7300BDT	8950	14500	4150	8250	18000	14000	24000	19000	15	12	30	32.4	0.6	0.3	0.055	7300B
	35	11	0.6	0.3	–2.8	7300C	7300CDB	7300CDF	7300CDT	9850	16000	4600	9250	36000	29000	49000	39000	15	15	30	32.4	0.6	0.3	0.055	7300C
12	28	8	0.3	0.15	1.7	7001	7001DB	7001DF	7001DT	5050	8800	2710	5700	22000	18000	29000	23000	14	14	26	27	0.3	0.15	0.024	7001
	28	8	0.3	0.15	–1.7	7001C	7001CDB	7001CDF	7001CDT	5800	9450	2910	5800	40000	32000	55000	44000	14	14	26	27	0.3	0.15	0.024	7001C
	32	10	0.6	0.3	1.4	7201	7201DB	7201DF	7201DT	7600	12400	3960	7950	20000	16000	27000	22000	17	14	27	29.4	0.6	0.3	0.040	7201
	32	10	0.6	0.3	4.2	7201B	7201BDB	7201BDF	7201BDT	7200	11700	3800	7550	17000	15000	24000	20000	17	14	27	29.4	0.6	0.3	0.040	7201B
	32	10	0.6	0.3	–2.5	7201C	7201CDB	7201CDF	7201CDT	7950	13000	3900	7750	36000	29000	50000	40000	17	17	27	29.4	0.6	0.3	0.040	7201C
	37	12	1	0.6	1.1	7301	7301DB	7301DF	7301DT	11200	18200	5250	10500	18000	15000	24000	20000	18	15	31	33.4	1	0.6	0.063	7301
	37	12	1	0.6	4.3	7301B	7301BDB	7301BDF	7301BDT	10800	17500	5050	10100	16000	13000	22000	18000	18	15	31	33.4	1	0.6	0.063	7301B
	37	12	1	0.6	–3.1	7301C	7301CDB	7301CDF	7301CDT	10800	17500	4900	9800	33000	26000	45000	36000	18	18	31	33.4	1	0.6	0.063	7301C
15	32	9	0.3	0.15	2.3	7002	7002DB	7002DF	7002DT	6150	9950	3400	6850	18000	15000	24000	20000	17	17	30	31	0.3	0.15	0.035	7002
	32	9	0.3	0.15	–1.8	7002C	7002CDB	7002CDF	7002CDT	6650	10800	3700	7450	34000	27000	47000	38000	17	17	30	31	0.3	0.15	0.035	7002C
	35	11	0.6	0.3	1.7	7202	7202DB	7202DF	7202DT	9050	14700	4700	9400	17000	14000	23000	19000	20	17	30	32.4	0.6	0.3	0.048	7202
	35	11	0.6	0.3	5.0	7202B	7202BDB	7202BDF	7202BDT	8600	14000	4500	8950	16000	12000	21000	17000	20	17	30	32.4	0.6	0.3	0.048	7202B
	35	11	0.6	0.3	–2.6	7202C	7202CDB	7202CDF	7202CDT	8700	14200	4550	9150	32000	26000	44000	35000	20	20	30	32.4	0.6	0.3	0.048	7202C
	42	13	1	0.6	1.7	7302	7302DB	7302DF	7302DT	13600	22000	7100	14200	16000	13000	21000	17000	21	18	36	38.4	1	0.6	0.085	7302
	42	13	1	0.6	5.5	7302B	7302BDB	7302BDF	7302BDT	12800	21000	6750	13500	14000	11000	19000	16000	21	18	36	38.4	1	0.6	0.085	7302B
	42	13	1	0.6	–3.1	7302C	7302CDB	7302CDF	7302CDT	13300	21700	6850	13700	28000	22000	39000	31000	21	21	36	38.4	1	0.6	0.085	7302C
17	35	10	0.3	0.15	2.5	7003	7003DB	7003DF	7003DT	6400	10400	3800	7650	17000	13000	22000	18000	19	19	33	34	0.3	0.15	0.045	7003
	35	10	0.3	0.15	–2.0	7003C	7003CDB	7003CDF	7003CDT	7000	11400	4150	8300	31000	25000	42000	34000	19	19	33	34	0.3	0.15	0.045	7003C
	40	12	0.6	0.3	2.2	7203	7203DB	7203DF	7203DT	11900	19400	6600	13200	16000	13000	21000	17000	22	19	35	37.4	0.6	0.3	0.070	7203
	40	12	0.6	0.3	6.0	7203B	7203BDB	7203BDF	7203BDT	11300	18400	6300	12600	14000	11000	19000	15000	22	19	35	37.4	0.6	0.3	0.070	7203B
	40	12	0.6	0.3	–2.7	7203C	7203CDB	7203CDF	7203CDT	10900	17800	5900	11800	28000	22000	39000	31000	22	22	35	37.4	0.6	0.3	0.070	7203C
	47	14	1	0.6	2.2	7303	7303DB	7303DF	7303DT	15900	25900	8650	17300	14000	11000	19000	15000	23	21	41	43.4	1	0.6	0.120	7303
	47	14	1	0.6	6.4	7303B	7303BDB	7303BDF	7303BDT	15200	24700	8250	16500	13000	10000	17000	14000	23	21	41	43.4	1	0.6	0.120	7303B
	47	14	1	0.6	–3.2	7303C	7303CDB	7303CDF	7303CDT	15900	25800	8350	16700	25000	20000	34000	27000	23	23	41	43.4	1	0.6	0.120	7303C

Remarks: 1. "a" means the distance between back face and load center.
2. See page 122 regarding limiting speeds.